

# First Steps

**Admission to primary school: a guide for  
parents**

2018  
2019

Application Deadline  
**15 January 2018**

Apply online at  
[www.cambridgeshire.gov.uk/admissions](http://www.cambridgeshire.gov.uk/admissions)

September 2017

# Key Information

## Cambridgeshire Admissions Team



Admissions Team  
OCT1221  
The Octagon  
Castle Hill  
Cambridge  
CB3 0AP



0345 045 1370

FAX 01223 727941

### Office Hours

Mon-Thurs 09:00-17:00

Friday 09:00-16:30



[admissions@cambridgeshire.gov.uk](mailto:admissions@cambridgeshire.gov.uk)



<http://www.cambridgeshire.gov.uk/admissions>

## Social and Education Transport Team (SETT)



0345 0455 208



[edtransport@cambridgeshire.gov.uk](mailto:edtransport@cambridgeshire.gov.uk)



[www.cambridgeshire.gov.uk/education/transport](http://www.cambridgeshire.gov.uk/education/transport)

## Advisory Centre for Education (ACE)



0300 0115 142



[www.ace-ed.org.uk](http://www.ace-ed.org.uk)

## Department for Education (DfE)

### OfSTED



[www.ofsted.gov.uk](http://www.ofsted.gov.uk)

### Schools finder directory:



<https://data.gov.uk/apps/uk-school-finder>

### School performance tables:



<http://education.gov.uk/schools/performance/>

# Foreword



I am delighted to present this booklet that has been written especially for parents and carers of children who are due to start primary school either for the first time or for those who are transferring to junior or middle school.

We have fantastic schools in Cambridgeshire and we are very proud of them. All children are special and we are committed to making sure they have the best opportunities possible to learn and reach their potential.

All the information you need to know about the admissions process is available in this guide and is also available on the County Council's website at:  
[www.cambridgeshire.gov.uk/admissions](http://www.cambridgeshire.gov.uk/admissions)

In addition to the information you find here, each school produces its own prospectus and provides opportunities for parents to visit and find out more about the facilities and services provided.

A handwritten signature in cursive script, reading 'Wendi Ogle-Welbourn'.

Wendi Ogle-Welbourn

Executive Director: People and Communities for both Cambridgeshire & Peterborough Councils

# Contents

<b>Key Information .....</b>	<b>2</b>
<b>Introduction.....</b>	<b>6</b>
• This booklet explains: .....	6
<b>Children with a Statement of Special Educational Needs or Education, Health and Care Plan.....</b>	<b>7</b>
<b>Admission of children from overseas .....</b>	<b>7</b>
<b>Children in public care.....</b>	<b>7</b>
<b>Important Dates .....</b>	<b>8</b>
<b>Making an Application .....</b>	<b>8</b>
• How the process works .....	9
• What has happened in previous years? .....	9
• Use all three Preferences .....	9
• Which schools to apply for? .....	9
• Can I apply for schools outside of Cambridgeshire? .....	10
<b>How to Apply.....</b>	<b>11</b>
• Applying Online .....	11
• Applying on Paper .....	13
• Supplementary Information Forms (SIF) .....	13
• Changing Preferences .....	14
<b>Frequently Asked Questions .....</b>	<b>15</b>
• When should my child start school? .....	15
• Accelerating or Deferring your child's place .....	15
• Which schools can I apply for? .....	15
• I don't know the area very well, how do I find out where the schools are? .....	15
• What happens if I apply after the closing date? .....	15
• What is my child's home address? .....	16
• My Child's time is divided between two addresses, which one do we use? .....	16
• Shared Parental Responsibility .....	16
• How will you verify my address? .....	16
• What happens if I move address? .....	17
• My child currently attends an Independent school / a school in another County is there anything different I need to do? .....	18
• What if someone uses a fraudulent address or gives other false information on their application? .....	18
• What is a Catchment Area? .....	18
• How is home to school distance measured? .....	18
• What if I forget to make an application for my child? .....	19
• What happens if I have twins or multiple-birth children? .....	19
• I wish to make an application for a school that is outside of Cambridgeshire, who do I send my application to? .....	19
• What if I want my child to start Primary School a year early or a year late? .....	19
• I have recently moved from overseas, is my child eligible to apply for a school place? .....	20
• My child was previously a Looked After Child, is there anything different I need to do? .....	20
• Who can make an application for my child? .....	20
• How will you contact me if you require further information or documents? .....	20
• My older child was previously refused a place at our catchment school, how does this affect our new application? .....	21
<b>How are Places offered? .....</b>	<b>22</b>
• What are oversubscription criteria? .....	22
• What types of schools are there in Cambridgeshire? .....	22

<b>The Allocation Process .....</b>	<b>23</b>
• How it Works .....	23
• What is a designated school? .....	23
• When will I know which school my child has been offered? .....	24
• What if my child does not get a place at any of my preferred schools? .....	24
• What is a Reserve List? .....	24
• Accepting a school offer .....	25
• Declining a school offer .....	25
• Offer after refusal .....	25
<b>How do I appeal? .....</b>	<b>26</b>
• How do I request an appeal? .....	26
• When will my appeal be heard? .....	26
• What happens at an appeal hearing? .....	26
What if my appeal is unsuccessful? .....	27
• What if my appeal is successful? .....	27
<b>Infant Class Size .....</b>	<b>28</b>
• What is infant class size legislation? .....	28
• What happens at an infant class size appeal? .....	28
• What does “reasonable” mean? .....	28
• What if my Infant Class Size Appeal is unsuccessful? .....	28
• What if my Infant Class Size Appeal appeal is successful? .....	28
<b>Home to school transport .....</b>	<b>29</b>
• Will my child be entitled to home to school transport? .....	29
• Where can I find further information about Home to School Transport? .....	29
<b>Where can I get further information? .....</b>	<b>30</b>
• The Local Offer .....	30
• Parents’ School Preference Adviser .....	30
• Advisory Centre for Education .....	30
<b>Cambridgeshire School Directory .....</b>	<b>31</b>
<b>Cambridge City Primary Schools .....</b>	<b>32</b>
<b>Huntingdonshire Schools .....</b>	<b>81</b>
<b>South Cambridgeshire Schools .....</b>	<b>111</b>
<b>Glossary of terms .....</b>	<b>137</b>
<b>Useful Contact information .....</b>	<b>139</b>
<b>Neighbouring Local Authorities .....</b>	<b>140</b>

# Introduction

**This booklet is for parents and carers of children living in Cambridgeshire applying either for entry to Reception at primary, infant or first school or transferring to Year 3 of a junior school or Year 5 of a middle school in September 2018. For the purpose of this guide all three groups are referred to as “Primary Schools”.**

If your child lives outside Cambridgeshire, please contact your home local authority for details on how to apply. To check if you are a Cambridgeshire resident, please consult the website <http://my.cambridgeshire.gov.uk/> for details of your catchment school; if your address is not listed you are not a Cambridgeshire resident and should apply to your home Local Authority. If you are in any doubt, please email [admissions@cambridgeshire.gov.uk](mailto:admissions@cambridgeshire.gov.uk) before submitting your application.

- **This booklet explains:**

- How to decide which school/s you would like to apply for;
- How to make your application for a primary school place, where that is the natural year of entry;
- How places will be allocated when a school receives more requests for places than it can accommodate;
- What will happen if it is not possible to offer your child a place at your preferred school.

Starting school for the first time or changing school is an important step for your child, and we realise it can be a difficult time for you as well. Cambridgeshire County Council co-ordinates the admissions to all maintained (state) schools and academies (including free schools) in the county and aims to make the process fair and transparent for all.

Please read the information in this booklet carefully and contact us if you need any further help. Contact details for the Admissions Team are provided on the front inside cover and other useful contacts are given on page 138.

All information is available on our website at:  
[www.cambridgeshire.gov.uk/admissions](http://www.cambridgeshire.gov.uk/admissions)

The website will also contain links to other sites or sources of information which may help. You can also use the website to make your application online which is a quick and easy way of applying for a school place.

When you are considering which schools to apply for, please read the information in this booklet carefully. It is essential that you make your application by **15 January 2018**.

Information about Cambridgeshire primary schools can be found within the Cambridgeshire School Directory from page 30 onwards. We would also encourage you to find out more about the schools you are interested in by visiting the school, looking on their website and reading their prospectus.

# Children with a Statement of Special Educational Needs or Education, Health and Care Plan

If your child has a Statement of Special Educational Needs or an Education, Health and Care Plan, you should not make your application directly to the Admissions Team.

You will receive information from your child's SEN Casework Officer regarding the specific application process for your child. If you have any queries, please contact the Statutory Assessment Team (SAT) who will be able to advise you further.

## Statutory Assessment Team (SAT)

☎ 01480 372600

@ [Start@cambridgeshire.gov.uk](mailto:Start@cambridgeshire.gov.uk)

🌐 [http://www.cambridgeshire.gov.uk/info/20136/special\\_educational\\_needs\\_and\\_disabilities\\_local\\_offer](http://www.cambridgeshire.gov.uk/info/20136/special_educational_needs_and_disabilities_local_offer)

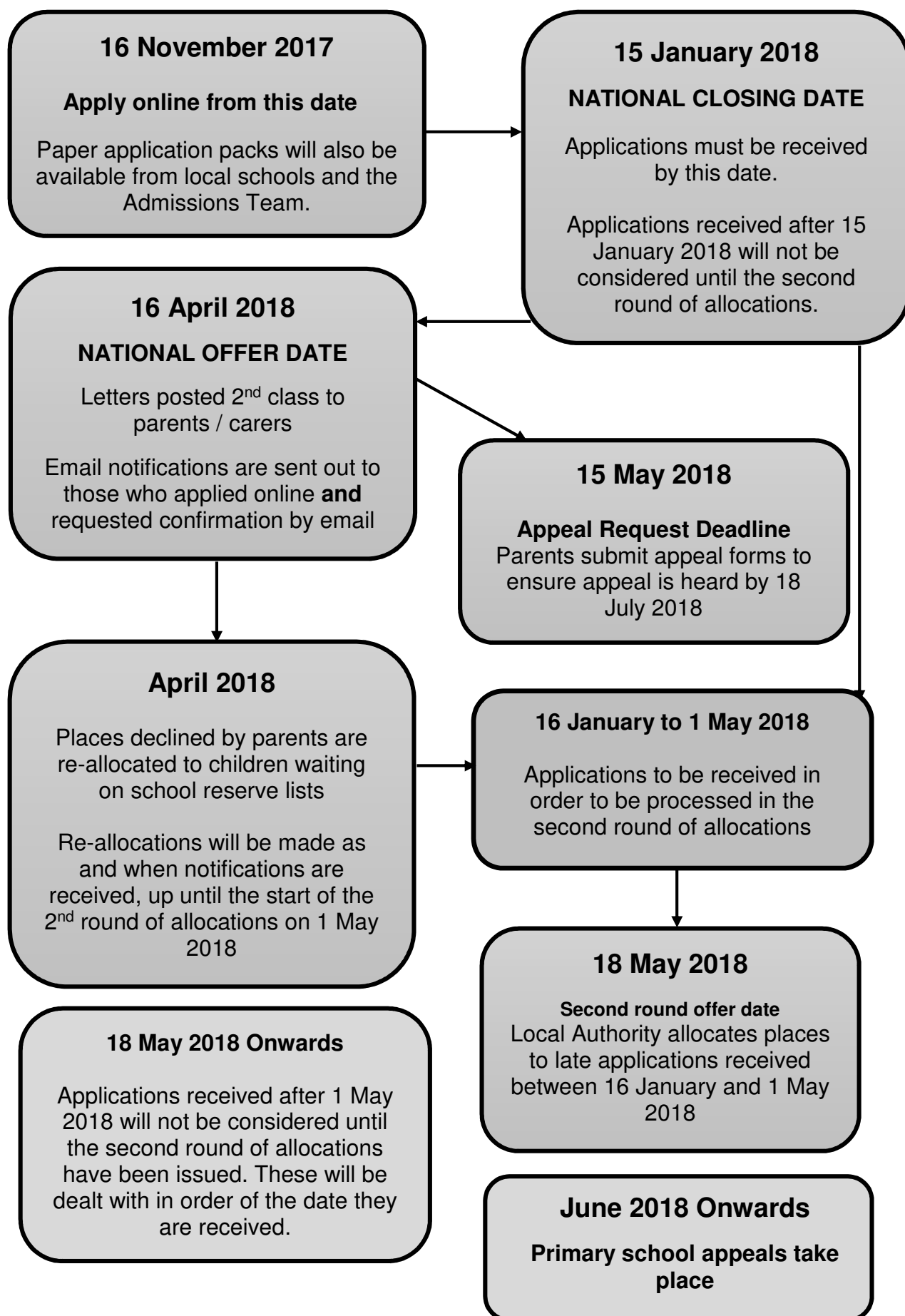
## Admission of children from overseas

If you are moving from overseas and will be resident in Cambridgeshire for 6 teaching weeks or longer your child may be eligible for a primary school place. You should submit your application by the national closing date of **15 January 2018**. You will then need to provide proof of your Cambridgeshire address by 31 January 2018; failure to do so may invalidate your application, please see page 15-16 for further details.

## Children in public care

If you are the foster carer of a child who is currently in public care, also known as a looked-after child (LAC) the application should be completed in cooperation with, and countersigned by, the child's assigned social worker. Applications made on behalf of children in public care that are not signed by a social worker will not be processed until such time as a social worker's signature is received.

# Important Dates





# Making an Application

- **How the process works**

Under the co-ordinated admissions arrangements, you can list the schools that you wish to apply for, in order of preference, on one application form. This includes schools both within and outside the authority area in which you live. You can apply online or return your application form to the county where your child lives.

All local authorities use a computerised system to exchange details of applications with each other, and to co-ordinate the offer of places to ensure each child is offered only one school place. This will be for the highest preference school that can offer a place to your child when the oversubscription criteria have been applied to all applications.

Where a school receives more applications than it has places available it is referred to as being over-subscribed. The published over-subscription criteria will be used to decide the order in which applicants will be offered places.

The aim of co-ordinated admissions is to make the system fairer, with more parents being offered one of their preferred schools.

- **What has happened in previous years?**

In April 2017 the following percentage of Cambridgeshire families were offered one of the schools listed on their application form:

- **93.16%** were offered a place at their first preference school;
- **98.45%** were offered a place at one of their three preferred schools.

- **Use all three Preferences**

In Cambridgeshire, you can apply for up to three schools in order of preference. If you only apply to one school, you will only be considered for that school. You will, therefore, be wasting the opportunity to be considered for other schools, should your preference not be successful. Schools do not know the order in which you have ranked them on your application form, or which other schools you have applied for. That information is confidential prior to the allocation of places. You should place the schools in the order you would like your child to attend.

- **Which schools to apply for?**

You can apply for a place at any maintained (i.e. non-fee paying) mainstream school on your home authority's online system or paper application form, as long as you are applying for the school's natural year of entry. **If your child is attending an infant/first/lower school, but you apply for a Year 3 or Year 5 place at a primary school rather than a junior or middle school, this application will be deemed as an 'in year' application because Reception is the normal year of entry for primary school. Please do not apply for a place in Year 3 or 5 at a primary school using the Common Application Form (CAF), as such applications will not be processed as part of the County Council's co-ordinated scheme.**

You need to think realistically about how likely you are to be offered a place at a particular school before you apply for it.

Try to obtain as much information as possible about how places at your preferred schools are allocated:

- Look at the directory section in this guide to;

- view the over-subscription criteria for each school, and
- see how many children were offered places last year, and the criterion allocated to.
- Consider which criterion applies to your child.
- Consider which school is your nearest school.
- Check that your information about a school is correct –visit the school, talk to school staff and make an informed decision for your child.
- Do not make your decision based on other people’s opinions or experiences. Your situation is different and things change every year.

It is recommended that you name your catchment school as one of your three preferences, because this is the school that is most likely to be able to offer your child a place.

### **Important information**

**If you choose not to express a preference for your child’s catchment school you should be aware of the following:**

- There is no guarantee of a place being available at your catchment school, if you are unsuccessful with your preferred school. Nor will you automatically be considered for it if you do not include it as a preference.
- Your child may be allocated a school place much further away from your home.
- You will be responsible for all home to school transport arrangements and costs.
- There is no guarantee that a younger brother or sister will be allocated a place at your preferred school in future years.

### **• Can I apply for schools outside of Cambridgeshire?**

If you live near the county boundary, you may want to consider applying for schools in neighbouring authority areas. Contact details of these can be found on page 139 of this guide. However, living in Cambridgeshire, you will still need to make your application through Cambridgeshire County Council.

If you are submitting preferences for schools outside of the area covered by Cambridgeshire County Council it is essential that you also contact the Local Authority who maintains the school you are applying for. While many Local Authorities adhere to the 15 January 2018 closing date, individual authorities set their own dates for additional documents including, but not limited to, Supplementary Information Forms and proof of address documents. Failure to meet the deadlines set by the Local Authority in question, may have an adverse effect on your child’s school offer.

### **Remember**

- Make time to visit the school(s).
- Do not judge a school by what others say
- Make realistic preferences
- Think about transport and how your child will get to school.
- Consider younger siblings when making your selection.

# How to Apply

All applications must be completed and returned to the Admissions Team by the national closing date of **15 January 2018**.

**It is vital that you apply on time.** Applications received after this date will be treated as late and will not be offered a place until the second round of allocations, when many of the more popular schools may be full, and you are much less likely to be offered a place at your preferred school.

**In 2017 we received over 830 late Primary school applications.  
As a result, many of these applicants missed out on a place at their preferred school(s).**

There are two ways to make your application for a school place.

- Online via our website [www.cambridgeshire.gov.uk/admissions](http://www.cambridgeshire.gov.uk/admissions)
- On a Primary Transfer Application, copies of which are available from your local primary / infant school, on request, by post from the Admissions Team or available for download from our website.

## • Applying Online

It is quick, simple and safe to make your application online, and 93.78% of parents made their application this way last year. The facility will be available via the website; [www.cambridgeshire.gov.uk/admissions](http://www.cambridgeshire.gov.uk/admissions) from **16 November 2017** and you can make your application from this date until **15 January 2018**.

The benefits of making your application online are as follows;

- You will receive an email confirmation that your application has been received.
- Available 24 hours a day, 7 days a week until the national closing date 15 January 2018.
- You can log in and view your child's school offer on 16 April 2018. This will also be sent by email, on the day, to those who request it when applying online.
- You can change the details on your application up until midnight on the closing date.
- The system has a series of security procedures which keeps the information provided safe.
- There is no risk that your application will get lost in the post.

## Online Applications

- All online applications must be submitted **before** midnight on **15 January 2018**. Any applications begun but left un-submitted will **not** be considered.
- Please ensure that you have read the Terms and Conditions **before** submitting your application.
- If you re-visit your application at any time you **must** ensure that it is re-submitted, otherwise the application cannot be processed. It is your responsibility to ensure your application status is **"submitted"** before midnight on 15 January 2018.

- **Applying on Paper**

If you prefer not to make your application online, you can choose to complete a paper application form available on our website, from the school or from the Admissions Team directly.

Please note, if you are applying for a Reception, Year 3 (junior) or year 5 (middle) place where that is the natural year of entry for the school, you must complete the primary transfer application. If you complete an in-year application form it will be returned to you and your preferences will not be processed.

All paper applications must be returned to the Admissions Team by **15 January 2018**.

If you have already made an online application for your child, you **must not** submit a paper form as well. If we do receive both a paper and an online application, the application with the most recent date (i.e. the latest) will be the application accepted.

### **Posting your Application Form**

Please also ensure that you have provided the correct postage for your envelope, as failure to do so will lead to your application form not being received.

We recommend that all paper application forms are posted by “signed-for” recorded delivery, and that you retain your proof of postage. The Admissions Team accept no responsibility, and will make no exceptions, for applications that do not reach us and are not posted by this method.

You may also wish to include a stamped, self-addressed envelope with your application form, so we can post you a confirmation slip when it has been received.

If you choose to hand the application in to your child’s current school, please request a confirmation receipt.

- **Supplementary Information Forms (SIF)**

In most cases it is only necessary to complete the local authority’s application form. However, some schools also require the completion of a **Supplementary Information Form (SIF)**. This is used to help the governors consider your application fully, in accordance with the school’s oversubscription criteria.

If you wish your child to be considered under the school’s criteria you **must** complete a SIF (available either on our website or from the school) and return it to the **school** directly, before the closing date on **15 January 2018**.

**Please ensure that you read the specific requirements for the school(s) that you wish to apply for, as these may differ from school to school.** Please be aware that if you do not complete and return the required SIF by the closing date, your child will not be considered under the schools’ religious criteria.

- **Changing Preferences**

You may change your preference(s), prior to the closing date, either by editing and re-submitting your online application, or by completing a new paper application form.

**In all cases these changes must be made by the closing date of 15 January 2018.**

You cannot amend your preferences after the closing date unless there are genuine reasons for doing so, e.g. a recent house move. You will be required to provide evidence of the change in circumstances when submitting the request and they will only be considered where a complete application has been received by the national closing date of 15 January 2018.

Any requests to change already submitted preferences received after **15 January 2018** regardless of the circumstances, will not be considered until the second round of school place allocations on 18 May 2018.

Please bear in mind that only one application will be processed per child at one time. **This means that any new application received will replace your previous application and cancel any previous offer made.** If the parent or carer wishes to keep their initial offer or remain on reserve lists for schools they originally requested and were refused, they must be included on any amended application.

# Frequently Asked Questions

- **When should my child start school?**

Your child is eligible to start school the September following their 4<sup>th</sup> birthday, but legally must start the term following their 5<sup>th</sup> birthday.

If your child was born between 1 September 2013 and 31 August 2014 you will need to submit your application by **15 January 2018**.

On receipt of your child's school offer you may choose to take up this place:

- Immediately (from September 2018);
- On a part-time basis until the beginning of the term after their 5<sup>th</sup> birthday; or
- Defer your child's admission until the beginning of the term after their 5<sup>th</sup> birthday but not beyond the beginning of the final term of the school year for which it was made. This means, if your child is summer born they will need to start school in April 2019 to keep the place at the school offered. If your child does not start school in April 2019 you will need to apply in June 2019 for a Year 1 place with no guarantee of the same school being offered.

**We recommend all parents discuss these admission options with the school following receipt of their child's offer letter.**

- **Accelerating or Deferring your child's place**

You may seek a place outside your child's normal age group if, for example, your child is summer born, gifted and talented or has experienced problems such as ill health. For more information on acceleration or deferrals please contact the Admissions Team.

- **Which schools can I apply for?**

You can apply for a place at any maintained or academy (i.e. non-fee paying) mainstream school on your home authority's online system or paper application form, as long you are applying for the school's natural year of entry.

If you submit invalid preferences, such as an independent school or a school where the year group you are applying for is not the natural year of entry, these preferences will be discarded and you may not be offered the opportunity to name other schools in their place.

- **I don't know the area very well, how do I find out where the schools are?**

A list of schools is provided in the directory section of this guide. You can also visit <http://my.cambridgeshire.gov.uk/> which enables you to search for schools based on your home postcode.

Please be aware that the distances you find stated here will not be as accurate as the measurements used when we decide the outcome of a tiebreaker which is calculated using a different mapping system.

- **What happens if I apply after the closing date?**

It is vital that your child's application is received by the national closing date **15 January 2018**. Any application made after this date will be treated as a late application, which means that it will not be processed until the second round of applications. You are much less likely to be offered a place at one of your preferred schools. Late applicants will not receive an offer of a school place on 16 April 2018 and are less likely to be offered places at more popular schools, which may be oversubscribed.

- **What is my child's home address?**

It is very important that the address you give on your child's application will be your child's permanent or main residence at the time school places are allocated on **16 April 2018**.

Unless you are applying based on a future house move that you have made the Admissions Team aware of, and for which you have provided sufficient supporting evidence of, this should also be the address where your child will be residing when they start school in September 2018.

- **My Child's time is divided between two addresses, which one do we use?**

Your child's application can only be considered from **one** home address. The address used on your application **must** be the address at which your child spends the majority of school nights (Sunday through Thursday).

When a child's time is divided equally between two addresses you **must** provide a copy of a child benefit letter or a doctor's registration letter, this address will then be used as your allocation address. Failure to do so by 31 January 2018 will result in your application not being processed.

Please be aware that an address used for before and after-school childcare arrangements will **not** be considered.

- **Shared Parental Responsibility**

Where more than one adult shares parental responsibility and live at different addresses, it is important that agreement be reached, prior to making the application, on which schools to apply for.

If different applications are received, or the Admissions Team is made aware of a dispute between two parents, all applications will be placed on hold and will **not** be processed until such time that:

- one joint application is made, signed by all parties; or
- written agreement is provided from both parents; or
- a court order is obtained confirming which parents' application carries precedence

Please ensure that only one joint application is submitted by 15 January 2018. If multiple applications are received you risk your child not being considered for a school place or an offered place being withdrawn.

- **How will you verify my address?**

The Local Authority will take steps to verify your child's home address either by cross referencing information held by your child's current (Cambridgeshire maintained) school or by requesting that you provide proof of the address.

This proof may be requested at any point during the admissions process, including after your application has been submitted, and may include one or more of the following documents:

- A copy of your Council tax bill for the current year
- TV Licence (valid for the current year) with the name and address of the applicant
- A photocopy of the Child Benefit statement, showing parent's name, the child's name and the home address for the current year or dated within the last 12 months
- Tax credit notification – covering period of application.

Documents below must be dated within 3 calendar months

- A copy of a rental agreement for a minimum of six school weeks signed and dated by both the tenant and the landlord
- A copy of a recent utility bill for your home address, showing usage – Gas, Electricity, Water, Telephone (Not mobile phones)
- A copy of your driving licence dated within the last three months
- Copy letter from a Housing Association confirming that you and the child are living at the address
- HMRC Tax notification documentation
- National Insurance Number confirmation letter
- Credit Card Statements dated within the last three months
- Bank/Building Society/ Statement dated within the last three months
- Letter from National Asylum Support Service (NASS) or UK Border Force (UKBA) confirming placement at the address
- A photocopy of the child's medical card, showing the home address
- GP/NHS registration letter
- Home Office paperwork (including child's name and date of birth)
- A letter from your solicitor confirming exchange of contracts on a property you are purchasing. This letter **must** confirm the exact date for completion of the purchase and the postal address for the property.
- A deed of assignment
- If you are moving in with a friend or relative we will need a letter from the friend/relative confirming that you are coming to stay with them (mentioning you all by full name) and we will also need to see a recent utility bill for the friend/relative dated within the last three months
- A copy of the notice to quit (if returning to a property you own, that is currently tenanted)
- DPS – Deposit protection scheme certificate.

Unless otherwise stated above, this proof of address must have been issued no earlier than three months before the date your application is received.

If you do not return the satisfactory documentation before 31 January 2018 this may invalidate your child's application. Where the request for documentation is made after 31 January 2018, failure to provide the information required by the date named in the request may invalidate your child's application.

Where your child currently attends a Cambridgeshire maintained nursery or infant school, we recommend you contact the school prior to submitting your application to ensure they hold the correct address on record for your child

#### • **What happens if I move address?**

If you move address at any point during the admissions process, either within Cambridgeshire or into Cambridgeshire, it is **your** responsibility to immediately inform the Admissions Team, in writing, of this change and provide proof of your new address. Failure to do this may invalidate your child's application.

If you wish for the school offer to be based on a future house move (to take place by September 2018), you will need to submit your application form by 15 January 2018, noting the move on your form, and provide proof of the new address before **31 January 2018** in order for it to be considered.



If your proof of address is not / cannot be provided by **31 January 2018**, your child's school allocation will be based on the address currently held on record, if your child currently attends a Cambridgeshire nursery or infant school.

If you are moving from overseas or your child does not currently attend a Cambridgeshire Early Years Setting / maintained school and you do not provide your proof of address before **31 January 2018**, your application will **not** be processed until the satisfactory proof is received, which means that you will not receive an offer of a school place on 16 April 2018.

### **Keep Us Updated**

Please remember it is your duty to inform the Admissions Team of any change in circumstances. Failure to do so can invalidate your application and lead to the school place being withdrawn.

- **My child currently attends an Independent school / a school in another County is there anything different I need to do?**

If your child does not currently attend a Cambridgeshire nursery or infant school it is your responsibility to provide sufficient proof of your address in Cambridgeshire.

It is important that you provide this proof as quickly as possible. If it is not received before **31 January 2018**, your child's application will **not** be considered until the second round of allocations where offers will be made on **18 May 2018**.

If we do not receive proof of your address your child's application will be held on file and will **not** be processed and no school offer will be made.

- **What if someone uses a fraudulent address or gives other false information on their application?**

Regrettably, on occasion some parents have given false information about their home address to get a place at a particular school. This practice is not acceptable and can deny a place to a child with a more genuine claim.

Cambridgeshire County Council expects all applications to be made in good faith, giving correct information. All claims of fraudulent applications are taken seriously, and investigated until resolved to the satisfaction of the Admissions Team.

Any school place obtained by the use of incorrect or fraudulent details will be withdrawn.

- **What is a Catchment Area?**

In Cambridgeshire we operate a catchment area system. A catchment area is a defined geographical area surrounding a school from which it will usually take the majority of its pupils.

All primary schools in Cambridgeshire have a catchment, with the exception of St Alban's RC Primary School, St Laurence's RC Primary School, Chesterton Primary School, Isle of Ely Primary School, Kingsfield Primary School, Burrowmoor Primary School and Crosshall Infant Academy. To find out which is your catchment school visit <http://my.cambridgeshire.gov.uk/> and click on the "My House" tab.

- **How is home to school distance measured?**

For school place allocations distances, within Cambridgeshire, are calculated by measuring a straight line from the reference point of the home address to the reference point of the primary school (as determined by the OS AddressBase Premium™). For further information please see the glossary of terms on page 136 .

All measurements are calculated digitally. For families who live outside of Cambridgeshire, distances are determined using a combination of local maps and on-line resources.

- **What if I forget to make an application for my child?**

If you do **not** complete an application form, or your application is received after the 15 January 2018 your child will **not** receive a school offer on **16 April 2018**.

If you realise that you have forgotten to make an application, it is important you complete one as soon as possible.

**Remember**

An application must be completed in all cases as there is **no** automatic transfer to primary school from any nursery or pre-school or from infant school to junior school.

- **What happens if I have twins or multiple-birth children?**

If you have more than one child going through the process at the same time, you must make a separate application for each child. Please ensure that you make reference to each child on all application forms. Every effort will be made by the Local Authority to ensure that these children will be offered places together.

- **I wish to make an application for a school that is outside of Cambridgeshire, who do I send my application to?**

If you are a Cambridgeshire resident you must make your application through the Cambridgeshire Admissions Team, regardless of the location of your preferred school. The Team will then co-ordinate with the relevant Local Authority to ensure that your application is considered alongside those who live within that authority.

We also strongly recommend that all applicants who name a school outside of Cambridgeshire as one of their three preferences consult the Local Authority the school comes under, to check if there are any further actions they may need to take such as taking an aptitude test or completing a supplementary information form.

It is also important to note that while Cambridgeshire County Council accept additional information documents such as proof of a new address that are received before 31 January 2018, we cannot guarantee that other Local Authorities will honour this deadline. The date for all Local Authorities to exchange data on residents who have ranked out of county schools as a preference is set for 2 March 2018. Therefore, all applicants who name a school in another Local Authority as one of their preferences must have all requested additional documents submitted to the Admissions Team before 31 January 2018.

- **What if I want my child to start Primary School a year early or a year late?**

It is Cambridgeshire County Council's policy to admit children to the year group appropriate to their date of birth. In exceptional circumstances, your child may be able to start school a year earlier or later than would normally be the case. For further information please contact the Admissions Team.

Please note that the fact that a child has come from an educational system abroad, or does not speak English as their first language will not normally be considered as an exceptional circumstance. Support is available in our schools within the correct year group for these children. An unsuccessful appeal for a place at a school will not be considered appropriate grounds for then requesting a place in a different year group.

- **I have recently moved from overseas, is my child eligible to apply for a school place?**

If you are moving from overseas and will be resident in Cambridgeshire for 6 teaching weeks or longer your child may be eligible for a primary school place. You must submit your application by the request deadline and provide proof of your residency in Cambridgeshire (please see pages 15-16 for types of proof).

- **My child was previously a Looked After Child, is there anything different I need to do?**

If you are applying for a child who was previously looked after (in care) and has since been adopted or is now under a special guardianship or residency order (now known as a child arrangement order) they will be given higher priority within every Cambridgeshire school's criteria. Ideally you should provide the contact details of the social worker who was assigned to your child's case.

However, it is your responsibility to provide evidence to support this request in the form of:

- an adoption certificate or special guardianship;
- a residency order;
- a child arrangement order.

You will need to make specific mention of this on your application, as Cambridgeshire County Council Admissions Team do not have access to public care records. You will also need to provide contact information for the social worker who was assigned to the child while they were in public care.

Please note, unless the child in question has been placed in public care for at least one night, they will not be eligible for this criterion.

- **Who can make an application for my child?**

Applications should only be submitted by someone with legal parental responsibility for the child in question, this is normally the child's mother or father. Other relatives – including, but not limited to, step-parents, grandparents, older siblings, aunts and uncles – do not have legal parental responsibility for a child. In order to make an application they will need to provide a written statement from one or more of the child's parents or a court document that bestows legal parental responsibility upon them.

- **How will you contact me if you require further information or documents?**

During the allocation process the Admissions Team may need to contact you to request either clarification on information you have given on your application or documents to evidence information given on the application. If you submit your application online, or provide a contact email address on your paper application form, this contact will be made via email. Therefore it is important that any email address you give is correct and is checked regularly, as information or document requests may be time-sensitive and deadlines cannot be extended.

We also suggest adding the addresses to your safe-senders list, as deadlines cannot be extended for emails that have been filtered into junk or spam folders.

[admissions@cambridgeshire.gov.uk](mailto:admissions@cambridgeshire.gov.uk)

[spos.admissions@cambridgeshire.gov.uk](mailto:spos.admissions@cambridgeshire.gov.uk)

[AdmissionsApplications@cambridgeshire.gov.uk](mailto:AdmissionsApplications@cambridgeshire.gov.uk)

- **My older child was previously refused a place at our catchment school, how does this affect our new application?**

If your older child has previously been refused a place at your catchment school due to oversubscription, your younger child's application may be considered under a higher criterion. In order to be considered, please ensure the relevant details are included within your new application.

### Application checklist

- ☐ Read "Starting Primary School" leaflet and "First Steps" admission guide.
- ☐ Find out more information about the schools that interest you.
- ☐ Read the oversubscription criteria for the schools you are interested in.
- ☐ Make your application either **online**, or by completing a **paper application form** placing schools in order of preference. Ensure this is completed by **15 January 2018**.
- ☐ Ensure that any relevant Supplementary Information Form (SIF) is completed and returned direct to the school.

# How are Places offered?

Each school has what is called a **Published Admission Number (PAN)**. This is the maximum number of pupils that can be admitted to each year, based on the accommodation available at a school. The number is based on a national formula for deciding how many children can go to a school without causing overcrowding.

Many schools receive more applications than there are places available. To decide which children to offer places to, a set of admission criteria is used. These are known as the school's oversubscription criteria.

- **What are oversubscription criteria?**

These are the criteria by which all applications are considered when more applications are received than there are places available. Different schools have different criteria, so it is important that you check the admission arrangements for all the schools you wish to apply for.

- **What types of schools are there in Cambridgeshire?**

There are six main groups of schools in Cambridgeshire;

## **Academy Schools**

Academy schools, including those that are Free Schools, or University Technical Colleges, are state-funded, non-fee paying independent schools. Each academy is operated by a trust which appoints a governing body who are their own admission authority and set their own oversubscription criteria.

## **Community Schools**

Community schools hold no religious character. The local authority is the admission authority and sets the oversubscription criteria.

## **Foundation Schools**

Foundation schools, as with Voluntary Aided schools, are their own admissions authority and set their own oversubscription criteria. They do not, however, hold any religious character.

## **Foundation schools with a trust**

Trust schools are schools which have formed links with a charitable organisation (the Trust) formed by partners such as universities, businesses or voluntary organisations. These schools are also their own admissions authority and set their own oversubscription criteria.

## **Voluntary Aided Schools**

Voluntary Aided Schools are mainly religious or "faith" schools, although anyone can apply for a place. The Governing Body are their own admission authority and set the oversubscription criteria, which often reflects the school's religious character.

## **Voluntary Controlled Schools**

These schools are similar to voluntary aided schools, in that they are schools which hold a religious character. However, unlike voluntary aided schools the local authority is the admission authority and sets the oversubscription criteria.

# The Allocation Process

- **How it Works**

All preferences are treated equally. This means we will look to see if a place is available at each of your preferences and offer you a place at your **highest** preference school that has a place available.

**Step 1** If we can meet your first preference, we will offer your child a place at that school. You will not be considered for any lower preference schools and will not be placed on their reserve lists and there is no right to appeal for lower preference schools you are not considered for.

**Step 2** If we cannot meet your first preference but can meet your second preference, we will offer your child a place at that school. Your child's name will then be added to the reserve list of your first preference school, and you will be offered your right of appeal.

**Step 3** If we cannot meet your second preference, but can meet your third preference, we will offer your child a place at that school. Your child's name will be added to the reserve lists for your first and second preference schools, and you will be offered your right of appeal.

**Step 4** If we cannot meet any of your preferences, we will offer your child a place at your catchment school if;

- you have not already expressed it as a preference; and
- following the allocation of all preferences, there remain places available

Alternatively a place will be allocated at the nearest designated school where a place is available.

Your child's name will be added to the reserve list for all of your preferred schools and you will be offered your right of appeal.

- **What is a designated school?**

The local authority will offer a place at a school which is;

- (a) the catchment school
- (b) the nearest appropriate school (as described in the Authority's Home to School Transport Policy – please see information on Home to School transport)
- (c) the school specified in the child's Statement of Special Educational Need or Educationn, Health and Care Plan.

## Allocation Example

Angela lives in Cambridge and applies for the following three schools;

- 1) St Albans RC Primary School
- 2) Arbury Primary School
- 3) Orchard Park Primary School

Orchard Park Primary School is Angela's catchment school. However, she currently has a sibling attending Arbury Primary School.

Angela's first preference is St Alban's. The school is oversubscribed and when the over subscription criteria were applied, places could only be offered to children as far as their religious criteria. Angela only met the lowest criterion for St Alban's and was not offered a place. Her name was then placed on the school's reserve list.

Angela met the sibling criterion for Arbury, her second preference. After the oversubscription criteria were applied the school were able to offer places to all children within this criterion and a place was offered.

Angela would also have qualified for a place at her catchment school, Orchard Park. However, because her higher preference school could be offered, it was not necessary to offer her that place and it was offered to the next ranked child.

- **When will I know which school my child has been offered?**

Offer letters will be posted 2<sup>nd</sup> class on **16 April 2018**. If you applied online you will be able to view your child's school offer by using the online facility on this date. You will also receive an email notification, if you requested one when completing your online application.

- **What if my child does not get a place at any of my preferred schools?**

If a place cannot be offered at any of your preferred schools and you are a Cambridgeshire resident, you will be allocated a place at either your catchment school, if there are places remaining, or the nearest designated school to your home address with a place available. Page 25 of this booklet explains how to appeal against a decision not to allocate your child a place at a preferred school.

Your child's name will be placed on the **reserve list** for every school where they are refused a place.

- **What is a Reserve List?**

Reserve lists are not the same as waiting lists, children are placed on the list according to the schools over-subscription criteria rather than by the date the application was made. Your child will remain on a reserve list until **31 December 2018**, unless one of the following occurs:

- you are offered a place at by an independent appeal panel;
- a place becomes available;
- you are offered a place at a school you have ranked as a higher preference but were previously refused due to oversubscription; or
- you submit a new application that does not name the school as a preference or ranks it as a lower preference than a school we are able to offer you a place at.

- **Accepting a school offer**

It is important that you accept your child's place. If you do not, we reserve the right to withdraw that place in order to offer it to another child. You can accept your child's place by contacting the school directly.

Accepting a place at the school offered will not lessen your chances of being offered a place at your preferred school either through the school's reserve list or through the appeals process.

- **Declining a school offer**

If you do not wish to accept the school place offered, for example if you have moved out of Cambridgeshire, or have decided to educate your child privately, you **must** ensure you inform the Local Authority. This can be done by completing the refusal slip attached to the offer letter and returning it to the Admissions Team.

When considering declining the offer of a place that has been made to you, please consider the following:

- If you are appealing a decision not to offer your child a place at a higher preference school, you must wait until your case has been heard and upheld before you can decline the place currently offered to you;
- If you have submitted a new application with different preferences, or are planning to do so, you must wait until your application has been processed and a new offer issued by the Admissions Team before you can decline your original offer;
- If you are hoping to gain a place at a preferred school through that school's reserve list, your current offer cannot be withdrawn until you are offered a place at your preferred school by the Admissions Team.

By completing the refusal slip you accept that you are withdrawing your current application and by doing so invalidating any offer of a place that has been made to you.

- **Offer after refusal**

In some cases, the Admissions Team will initially be unable to offer a place at your preferred school, but a place may become available that we can offer to you at a later date. When this occurs we will inform you in writing, by posting a letter to the contact address we hold on file for you and by emailing a copy of the letter to the contact address where one was given on your application. You will then need to decide if you wish to take up the newly offered higher preference school or retain the originally offered place. You **must** inform us of your decision, in writing, within ten working days of the offer being made; you can confirm by letter or by emailing [admissions@cambridgeshire.gov.uk](mailto:admissions@cambridgeshire.gov.uk)

If you do not respond within ten working days, a reminder will be sent by post and email; if you do not respond within five working days of the reminder, we will assume you wish to retain your original offer, the new offer will be withdrawn and your child's name will be removed from the school's reserve list. Please note, exceptions cannot be made for letters you do not receive due to providing insufficient details for written communication.



# How do I appeal?

You have a right of appeal if your child is not offered a place at any of your preferred school(s).

- **How do I request an appeal?**

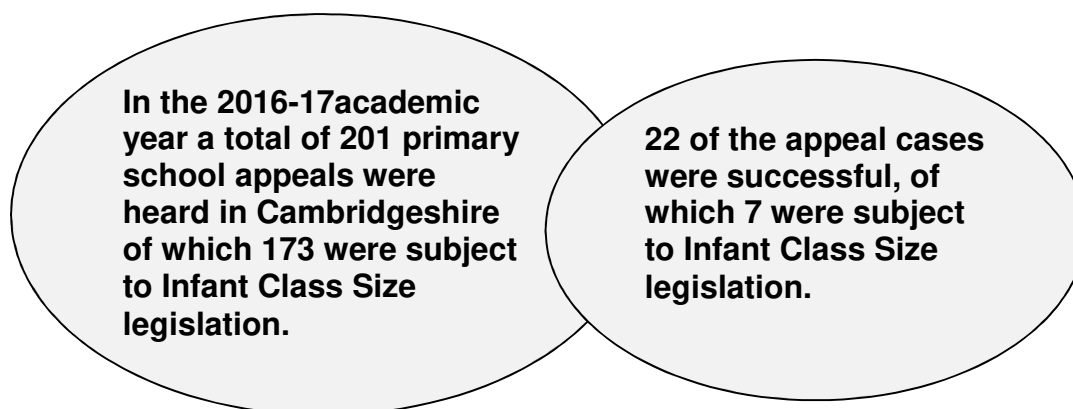
You will need to complete an appeal form which is available from the Admissions Team directly. This can be requested by email or by phone. Further information is available via our website at: [www.cambridgeshire.gov.uk/admissions](http://www.cambridgeshire.gov.uk/admissions)

If, however, you wish to request an appeal for a school which is located in another county, you will need to make your appeal request to the relevant Local Authority.

- **When will my appeal be heard?**

Most appeals will be heard throughout June and early July. However, if you receive your offer on the 16 April 2018, and wish to request an appeal, this must be submitted to the Admissions Team by **15 May 2018**, to guarantee your appeal is heard by the end of the summer term.

If your application was considered in the second round of allocations, it is important that you submit your appeal request form as quickly as possible. Although we cannot guarantee that your appeal will be heard before the end of the summer term, we will ensure that it is heard within the statutory deadline. Please refer to the published appeals timescale on our appeals web pages for more information.



- **What happens at an appeal hearing?**

An independent appeal panel will hear the admission authority's case for not giving your child a place at your preferred school.

During the appeal hearing the admission authority will explain why your preference was not met and why it is not possible to offer your child a place at your preferred school. You will then be given the opportunity to explain your reasons for wishing your child to attend your preferred school.

If you would prefer not to present your case in person, it is possible for your appeal to be heard in your absence. These appeals are considered only on the written information that you provide. It is, therefore, important that you consider whether you should attend the appeal in person or not.

The clerk to the appeal panel will let you know the decision in writing within five working days.

**What if my appeal is unsuccessful?**

The appeal panel's decision is legally binding on both yourselves as the appellant and the admission authority for the school. It is not possible to have another appeal for the same school within the same academic year, unless there has been a significant change in your circumstances.

Your options will be either to accept the school place that has been offered to you, or, alternatively submit a new application for another school.

- **What if my appeal is successful?**

Please contact the Admissions Team within five working days to confirm whether or not you wish to take up the place offered to you by the appeal panel or retain your original offer. This can be done by letter or by emailing [admissions@cambridgeshire.gov.uk](mailto:admissions@cambridgeshire.gov.uk)

# Infant Class Size

- **What is infant class size legislation?**

This legislation states that no infant class should have more than 30 children being taught by one qualified teacher. This applies to all classes where the majority of the children in the class are of Reception, Year 1 or Year 2 age. The admission for children beyond this number **must** be refused on “infant class size prejudice” grounds.

If the number of children within an infant class were to exceed this number, this would be a breach of this legislation and the school would be required to take “qualifying” measures to ensure the breach is rectified, e.g. employ another teacher.

If you are refused a place at a school because of “infant class size prejudice”, you will be informed of your right to an “infant class size appeal”.

The process for requesting an infant class size appeal is exactly as described previously on page 25.

- **What happens at an infant class size appeal?**

The law requires an independent appeal panel to review the admission authority’s decision that the admission of an additional child would cause “infant class size prejudice” (as described above).

Once satisfied that the refusal has been made correctly on this basis, the independent appeal panel can only uphold the appeal if one of three very strict grounds apply; these are

- the child would have been offered a place if the admission arrangements had been properly implemented; or
- the child would have been offered a place if the arrangements had not been contrary to mandatory provisions in the School Admissions Code and the School Standards Framework Act (SSFA) 1998; or
- the decision to refuse admission was not one which a reasonable admission authority would make in the circumstances of the case.

- **What does “reasonable” mean?**

The independent appeal panel is bound by a strict legal definition of this word. The panel would need to decide whether the decision to a place for a child was:

- “perverse in the light of the admission arrangements”;
- “beyond the range of responses open to a reasonable decision maker”; or
- “a decision so outrageous in its defiance of logic or accepted moral standards that no sensible person who had applied his mind to the question could have arrived at it”.

- **What if my Infant Class Size Appeal is unsuccessful?**

The appeal panel’s decision is legally binding on both yourselves as the appellant and the admission authority. It is not possible to have another appeal for the same school within the same academic year, unless there has been a significant change in your circumstances.

Your options will be either to accept the school place that has been offered to you, or alternatively submit a new application for another school.

- **What if my Infant Class Size Appeal is successful?**

Please contact the Admissions Team within five working days to confirm whether or not you wish to take up the place offered to you by the appeal panel or retain your original offer. This can be done by letter or by emailing [admissions@cambridgeshire.gov.uk](mailto:admissions@cambridgeshire.gov.uk)

# Home to school transport

- **Will my child be entitled to home to school transport?**

Cambridgeshire County Council provide free home to school transport for your child if;

- a) he or she lives within the area where Cambridgeshire is the Local Children's Services Authority; and
- b) the child is at least in the school year in which he/she will attain his/her fifth birthday; and
- c) he or she is registered at the school *designated* (see Glossary of terms) by the Council and this is not within the statutory walking distance of the child/young person's home (i.e. two miles for primary aged pupils and three miles for secondary aged pupils measured by the *shortest available route\* to the nearest entrance to the school*; and
- d) the journey each way (excluding the time taken to get to the designated pickup point or waiting time for a connecting service), can be achieved in 45 minutes for children of primary school age or 75 minutes for young people of secondary school age.

*\*The Council determines the distance from home to school for transport purposes by measuring the shortest available walking route using a digital system which ensures a high degree of accuracy.*

Some secondary school children may qualify for help with transport costs under 'Extended Secondary Rights for Low Income Families'. To do so, your child must meet the following criteria:

- ☐ be entitled to free school meals or be from a family receiving the maximum level of Working Families Tax Credit (with no reduction due to income)
- ☐ be attending secondary school at one of their 3 nearest schools between 2 and 6 miles from their home address or their nearest denominational school (on grounds of religion or belief) between 2 and 15 miles from their home address.

If you do not name your catchment / designated school as a preference, you will be responsible for making and funding your child's transport arrangements.

Offers of transport assistance can be subject to review in cases where the catchment / designated school is oversubscribed. If a place then later becomes available before the end of the May half term, transport may no longer be provide to the original school offered.

- **Where can I find further information about Home to School Transport?**

For further information regarding home to school transport please visit;

[www.cambridgeshire.gov.uk/education/transport](http://www.cambridgeshire.gov.uk/education/transport)

# Where can I get further information?

The Admissions Team are available to provide parents with factual information regarding the school admission and school admission appeals process. Their role is not, however, to advise parents on their applications or with the preparation / content of appeal cases.

From September 2014, all local authorities must publish a local offer. The local offer brings together information from education, health and social care about the provision that it is available for children and young people aged 0 - 25 with special educational needs and disabilities (SEND) and their families. Cambridgeshire's local offer is available on [www.cambridgeshire.gov.uk/send](http://www.cambridgeshire.gov.uk/send)

Mainstream schools and academies must also publish information about SEND in their school and an annual information report outlining how they support children with SEND. This information will be published on individual school websites.

- **The Local Offer**

 [www.cambridgeshire.gov.uk/send](http://www.cambridgeshire.gov.uk/send)

Cambridgeshire County Council does offer a Transition Information Advice service. This service is available to provide parents with independent advice regarding:

- The admission and transfer process
- Information about schools
- School admission policies and criteria
- Travel issues
- The appeals process

- **Parents' School Preference Adviser**


 01223 699194

@ [choosingaschool@cambridgeshire.gov.uk](mailto:choosingaschool@cambridgeshire.gov.uk)



Further independent information and advice is also available from the **Advisory Centre for Education (ACE)**. ACE is a national charity that provides advice and information to parents and carers on a wide range of school-based issues including exclusion, admissions, special education needs, bullying and attendance.

- **Advisory Centre for Education**

 0300 0115 142

 [www.ace-ed.org.uk](http://www.ace-ed.org.uk)

# Cambridgeshire School Directory

Every maintained primary school in Cambridgeshire is listed within the school directory. The schools are ordered alphabetically within each of the county's five main geographical areas;

- Cambridge City
- East Cambridgeshire
- Fenland
- Huntingdonshire
- South Cambridgeshire

Each entry includes information to help you with your application.

## School Details

The entry for each school gives the contact details including:

- the school's address and telephone number and website;
- the School's Code, which can be used for searching for a particular school when using our online facility
- the school's age range;
- school type, which tells you what status the school holds
- the Published Admission Number (PAN), which shows the total number of children that can be admitted to the school in September 2018;
- the religious denomination will be given where applicable.

## Additional information requirements

If additional information, such as a Supplementary Information Form (SIF) or other religious confirmation, is required it will be clearly stated in this section.

## Allocation Information from the previous year

This information is designed to help you see how likely it is that your child will be offered a place at your preferred school. The information within this table was correct as of the allocation date of 18 April 2017 and tells you:

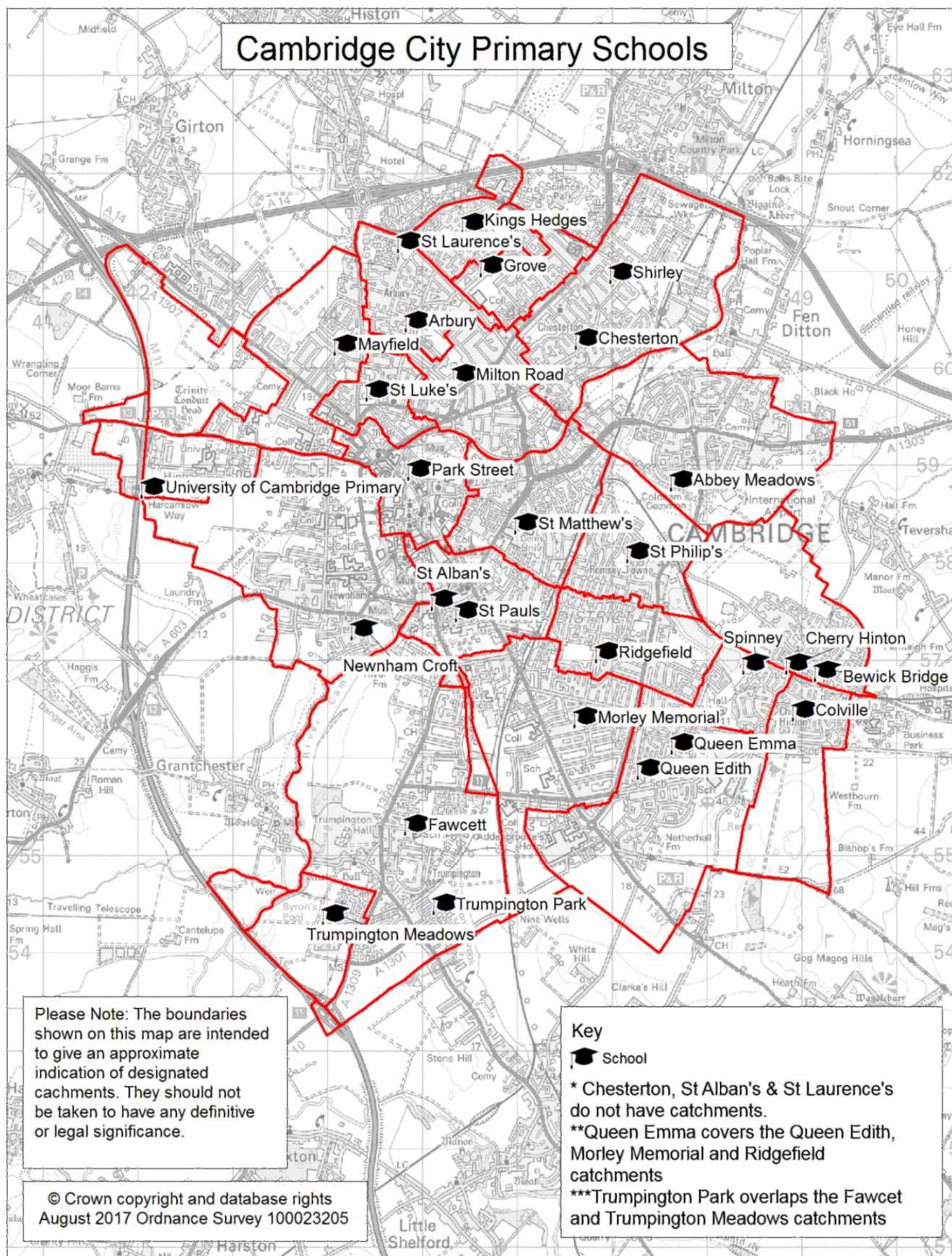
- the number of preferences received;
- the number of places allocated;
- the criterion allocated up to; and
- the number of appeals heard.

## Summary of oversubscription criteria for voluntary aided, foundation schools and academies

The information in this directory is just a summary of a school's admission arrangements. In order to view the full admissions policy for a school please refer to our website at: [www.cambridgeshire.gov.uk/admissions](http://www.cambridgeshire.gov.uk/admissions) or, alternatively, contact the school directly.



# Cambridge City Primary Schools



# Oversubscription Criteria for Community and Voluntary Controlled schools

## Oversubscription Criteria:

Children who have a statement of special educational needs that names the school will be admitted.  
NB. Those children with a statement of special educational needs that does not name the school will be referred to SAT Team to determine an appropriate place.

1. Children in Care, also known as Looked After Children (LAC), and children who were looked after but ceased to be so by reason of adoption, a child arrangement order (resident order) or special guardianship order;
2. Children living in the catchment area with a sibling at the school at the time of admission;
3. Children living in the catchment area;
4. Children living outside the catchment area who have a sibling at the school at the time of admission;
5. Children living outside the catchment area who have applied and been unable to gain a place at their Cambridgeshire catchment area school because of oversubscription;
6. Children who live outside the catchment area, but nearest the school as measured by a straight line.

In cases of equal merit in each set of criteria, priority will go to children living nearest the school as measured by a straight line. Please refer to the Glossary of Terms on page 136 for further information.

## Abbey Meadows Primary School

Galfrid Road, Cambridge, CB5 8ND

☎ 01223 508611

School Code	2450	Age Range	4 – 11
PAN for 2018	90	School Type	Community

**Catchment area:** For information about your catchment school please visit [www.cambridgeshire.gov.uk/admissions](http://www.cambridgeshire.gov.uk/admissions) and check on My Cambridgeshire using the 'My House' tab.

**Oversubscription Criteria:** Please see above.

	1 <sup>st</sup>	2 <sup>nd</sup>	3 <sup>rd</sup>
No. of Preferences received	56	20	12
No. of places allocated	69		
Criterion allocated to	6		
No. of appeals heard	0		

## Arbury Primary School

Carlton Way, Cambridge, CB4 2DE

☎ 01223 359568

School Code	2118	Age Range	4 – 11
PAN for 2018	60	School Type	Community

**Catchment area:** For information about your catchment school please visit [www.cambridgeshire.gov.uk/admissions](http://www.cambridgeshire.gov.uk/admissions) and check on My Cambridgeshire using the 'My House' tab.

**Oversubscription Criteria:** Please see above.

	1 <sup>st</sup>	2 <sup>nd</sup>	3 <sup>rd</sup>
No. of Preferences received	45	43	26
No. of places allocated	45		
Criterion allocated to	6		
No. of appeals heard	0		



## Bewick Bridge Primary School

Fulbourn Old Drift, Cherry Hinton, Cambridge, CB1 9ND

☎ 01223 508772

School Code	2312	Age Range	4 – 11
PAN for 2018	60	School Type	Community

**Catchment area:** For information about your catchment school please visit [www.cambridgeshire.gov.uk/admissions](http://www.cambridgeshire.gov.uk/admissions) and check on My Cambridgeshire using the 'My House' tab.

**Oversubscription Criteria:** Please see page 32.

	1 <sup>st</sup>	2 <sup>nd</sup>	3 <sup>rd</sup>
No. of Preferences received	29	25	21
No. of places allocated	40		
Criterion allocated to	6		
No. of appeals heard	0		

## The Cherry Hinton C of E Primary School

High Street, Cherry Hinton, Cambridge, CB1 9HH

☎ 01223 568834

School Code	3050	Age Range	3-11
PAN for 2018	30	School Type	Voluntary Controlled

**Catchment area:** For information about your catchment school please visit [www.cambridgeshire.gov.uk/admissions](http://www.cambridgeshire.gov.uk/admissions) and check on My Cambridgeshire using the 'My House' tab.

**Oversubscription Criteria:** Please see page 32.

	1 <sup>st</sup>	2 <sup>nd</sup>	3 <sup>rd</sup>
No. of Preferences received	27	14	18
No. of places allocated	28		
Criterion allocated to	6		
No. of appeals heard	0		

## Chesterton Primary School

Green End Road, Cambridge, CB4 1RW

☎ 01223 728392

School Code	2013	Age Range	4-11*
PAN for 2018	30	School Type	Academy

\*Chesterton Primary School opened in September 2013 and took its first pupils into Reception Year only in September 2013. The school currently only operates classes between Reception and Year 4.

**Catchment area:** This school does not have a geographical catchment area.

### Oversubscription Criteria:

Children who have a statement of special educational needs or an Education, Health and Care Plan (EHCP) that names Chesterton Primary School will be admitted. NB: Those children with a statement of special educational needs or EHCP that does not name the school will be referred to the LA SAT Team to determine an appropriate place.

Children who have a statement of special educational or an EHCP fall outside the ordinary admissions system and therefore do not feature within the oversubscription criteria.

In the event of a year group being oversubscribed, and after the admission of pupils with a Statement of Special Educational Needs or an EHCP where the school is named, priority for admission will be given to those children who meet the criteria set out below, in order:-

- A: A 'looked after child' or child who was previously looked after but immediately after being looked after became subject to an adoption, child arrangements, or special guardianship order. A looked after child is a child who is (a) in the care of a local authority, or (b) being provided with accommodation by a local authority in the exercise of its social services functions (see definition in section 22(1) of the Children Act 1989.
- B: Children with a sibling attending the school at the time of application who is reasonably expected to still be attending the school at the proposed time of admission
- C: Other children by distance from the school with priority for admission being given to those who live nearest to the school as measured by a straight line.

**In cases of equal merit in each set of criteria, priority will go to children living nearest the school as measured by a straight line. Please refer to the Glossary of Terms on page 136 for further information.**

	1 <sup>st</sup>	2 <sup>nd</sup>	3 <sup>rd</sup>
<b>No. of Preferences received</b>	<b>45</b>	<b>25</b>	<b>19</b>
<b>No. of places allocated</b>	<b>30</b>		
<b>Criterion allocated to</b>	<b>3-others</b>		
<b>No. of appeals heard</b>	<b>2</b>		

## Colville Primary School

Colville Road, Cherry Hinton, Cambridge, CB1 9EJ

☎ 01223 576246

<b>School Code</b>	<b>2119</b>	<b>Age Range</b>	<b>3 – 11</b>
<b>PAN for 2018</b>	<b>30</b>	<b>School Type</b>	<b>Community</b>

**Catchment area:** For information about your catchment school please visit [www.cambridgeshire.gov.uk/admissions](http://www.cambridgeshire.gov.uk/admissions) and check on My Cambridgeshire using the 'My House' tab.

**Oversubscription Criteria:** Please see page 32.

	1 <sup>st</sup>	2 <sup>nd</sup>	3 <sup>rd</sup>
<b>No. of Preferences received</b>	<b>27</b>	<b>13</b>	<b>15</b>
<b>No. of places allocated</b>	<b>30</b>		
<b>Criterion allocated to</b>	<b>6</b>		
<b>No. of appeals heard</b>	<b>0</b>		

## Fawcett Primary School

(The Trumpington Federation)

Alpha Terrace, Trumpington, Cambridge, CB2 9FS

☎ 01223 840299

<b>School Code</b>	<b>2336</b>	<b>Age Range</b>	<b>3 – 11</b>
<b>PAN for 2018</b>	<b>60</b>	<b>School Type</b>	<b>Foundation</b>

**Catchment area:** For information about your catchment school please visit [www.cambridgeshire.gov.uk/admissions](http://www.cambridgeshire.gov.uk/admissions) and check on My Cambridgeshire using the 'My House' tab.

### Oversubscription Criteria:

Children who have a statement of special educational needs that names the school will be admitted.

NB. Those children with a statement of special educational needs that does not name the school will be referred to SAT Team to determine an appropriate place.

1. Children in Care, also Looked After Children (LAC), and children who were looked after but ceased to be so by reason of adoption, a child arrangement order (resident order) or special guardianship order;
2. Children living in the catchment area with a sibling at the school at the time of admission;
3. Children living in the catchment area;
4. Children living outside the catchment area who have a sibling at the school at the time of admission;
5. Children living outside the catchment area who have applied and been unable to gain a place at their Cambridgeshire catchment area school because of oversubscription;
6. Children who live outside the catchment area, but nearest the school as measured by a straight line.

**In cases of equal merit in each set of criteria, priority will go to children living nearest the school as measured by a straight line. Please refer to the Glossary of Terms on page 136 for further information.**

	1 <sup>st</sup>	2 <sup>nd</sup>	3 <sup>rd</sup>
No. of Preferences received	54	27	12
No. of places allocated	59		
Criterion allocated to	6		
No. of appeals heard	0		

## The Grove Primary School

Campkin Road, Cambridge, CB4 2NB

☎ 01223 577017

School Code	2123	Age Range	4 – 11
PAN for 2018	60	School Type	Community

**Catchment area:** For information about your catchment school please visit [www.cambridgeshire.gov.uk/admissions](http://www.cambridgeshire.gov.uk/admissions) and check on My Cambridgeshire using the 'My House' tab.

**Oversubscription Criteria:** Please see page 32.

	1 <sup>st</sup>	2 <sup>nd</sup>	3 <sup>rd</sup>
No. of Preferences received	25	33	30
No. of places allocated	27		
Criterion allocated to	6		
No. of appeals heard	0		

## King's Hedges Primary School

King's Hedges Educational Federation  
Northfield Avenue, Cambridge, CB4 2HU

☎ 01223 518330

School Code	2446	Age Range	4 – 11
PAN for 2018	90	School Type	Community

**Catchment area:** For information about your catchment school please visit [www.cambridgeshire.gov.uk/admissions](http://www.cambridgeshire.gov.uk/admissions) and check on My Cambridgeshire using the 'My House' tab.

**Oversubscription Criteria:** Please see page 32.

	1 <sup>st</sup>	2 <sup>nd</sup>	3 <sup>rd</sup>
No. of Preferences received	72	27	18
No. of places allocated	76		
Criterion allocated to	6		
No. of appeals heard	0		

## Mayfield Primary School

Warwick Road, Cambridge, CB4 3HN

☎ 01223 712127

School Code	2121	Age Range	4 – 11
PAN for 2018	60	School Type	Community

**Catchment area:** For information about your catchment school please visit [www.cambridgeshire.gov.uk/admissions](http://www.cambridgeshire.gov.uk/admissions) and check on My Cambridgeshire using the 'My House' tab.

**Oversubscription Criteria:** Please see page 32.

	1 <sup>st</sup>	2 <sup>nd</sup>	3 <sup>rd</sup>
No. of Preferences received	46	34	38
No. of places allocated	46		
Criterion allocated to	6		
No. of appeals heard	0		

## Milton Road Primary School

Ascham Road, Cambridge, CB4 2BD

☎ 01223 712333

School Code	3386	Age Range	4 – 11
PAN for 2018	60	School Type	Community

**Catchment area:** For information about your catchment school please visit [www.cambridgeshire.gov.uk/admissions](http://www.cambridgeshire.gov.uk/admissions) and check on My Cambridgeshire using the 'My House' tab.

**Oversubscription Criteria:** Please see page 32.

	1 <sup>st</sup>	2 <sup>nd</sup>	3 <sup>rd</sup>
No. of Preferences received	56	46	41
No. of places allocated	60		
Criterion allocated to	6		
No. of appeals heard	0		

## Morley Memorial Primary School

91 Blinco Grove, Cambridge, CB1 7TX

☎ 01223 508786

School Code	2107	Age Range	4 – 11
PAN for 2018	60	School Type	Community

**Catchment area:** For information about your catchment school please visit [www.cambridgeshire.gov.uk/admissions](http://www.cambridgeshire.gov.uk/admissions) and check on My Cambridgeshire using the 'My House' tab.. This school's catchment area is also served by Queen Emma Primary School

**Oversubscription Criteria:** Please see page 32.

	1 <sup>st</sup>	2 <sup>nd</sup>	3 <sup>rd</sup>
No. of Preferences received	44	34	56
No. of places allocated	57		
Criterion allocated to	6		
No. of appeals heard	0		

## Newnham Croft Primary School

Chedworth Street, Cambridge, CB3 9JF

☎ 01223 508737

School Code	2109	Age Range	4 – 11
PAN for 2018	34	School Type	Community

**Catchment area:** For information about your catchment school please visit [www.cambridgeshire.gov.uk/admissions](http://www.cambridgeshire.gov.uk/admissions) and check on My Cambridgeshire using the 'My House' tab.

**Oversubscription Criteria:** Please see page 32.

	1 <sup>st</sup>	2 <sup>nd</sup>	3 <sup>rd</sup>
No. of Preferences received	38	22	11
No. of places allocated	34		
Criterion allocated to	6		
No. of appeals heard	2		

## Orchard Park Primary School

Ring Fort Road, Orchard Park, Cambridge, CB4 2GR

☎ 01223 438200

School Code	3390	Age Range	3 – 11
PAN for 2018	30	School Type	Community

**Catchment area:** For information about your catchment school please visit [www.cambridgeshire.gov.uk/admissions](http://www.cambridgeshire.gov.uk/admissions) and check on My Cambridgeshire using the 'My House' tab.

**Oversubscription Criteria:** Please see page 32.

	1 <sup>st</sup>	2 <sup>nd</sup>	3 <sup>rd</sup>
No. of Preferences received	33	28	21
No. of places allocated	30		
Criterion allocated to	6		
No. of appeals heard	0		

## Park Street C of E Primary School

Lower Park Street, Cambridge, CB5 8AR

☎ 01223 576922

School Code	3350	Age Range	4 – 11
PAN for 2018	18	School Type	Voluntary Aided

**Catchment area:** For information about your catchment school please visit [www.cambridgeshire.gov.uk/admissions](http://www.cambridgeshire.gov.uk/admissions) and check on My Cambridgeshire using the 'My House' tab.

### Oversubscription Criteria:

Children who have a statement of special educational needs that names the school will be admitted.

NB. Those children with a statement of special educational needs that does not name the school will be referred to SAT to determine an appropriate place.

- firstly, children who are in care, also known as Looked After Children (LAC), and children who were LAC but ceased to be so by reason of adoption, a child arrangement order (resident order) or a special guardianship order;
- secondly, children whose home address<sup>1</sup> is in catchment or whose parent is a qualifying member of staff employed at the school<sup>2</sup>;
- finally, all other children.

Within each category, places are offered in the order of the following sub-categories:

- children who currently have siblings<sup>3</sup> at Park Street;
- children whose catchment school is not another Church of England school but whose parents/carers wish them to attend a Church of England school because of their own religious practice and because Park Street is their nearest Church of England school. **Such parents/carers must forward to the school a letter, from their minister of religion, who should normally be the minister in charge of their parish, confirming that they are practising members of a Christian denomination within one week of submitting their application to the local authority;**
- all other children in the category.

**In cases of equal merit in each set of criteria, priority will go to children living nearest the school as measured by a straight line. Please refer to the Glossary of Terms on page 136 for further information**

<sup>1</sup> The home address is defined as the address of the adult with parental responsibility and with whom the child normally lives and which applies at the time of application. A future address will be accepted only if the move to it is intended to take place within six teaching weeks of the application and upon confirmation of tenancy or exchange of contracts. For further details, please see the full definition in the Authority's guide for parents.

<sup>2</sup> A qualifying member of staff must have been employed at the school for two or more years at the time at which the application for admission to the school is made, or recruited to fill a vacant post for which there is a demonstrable skill shortage.

<sup>3</sup> A sibling is defined as another child of compulsory school age living in the same family home.

	1 <sup>st</sup>	2 <sup>nd</sup>	3 <sup>rd</sup>
<b>No. of Preferences received</b>	<b>23</b>	<b>44</b>	<b>33</b>
<b>No. of places allocated</b>	<b>18</b>		
<b>Criterion allocated to</b>	<b>civ</b>		
<b>No. of appeals heard</b>	<b>0</b>		

## Queen Edith Primary School

Godwin Way, Cambridge, CB1 8QP

☎ 01223 712200

<b>School Code</b>	<b>2333</b>	<b>Age Range</b>	<b>3 – 11</b>
<b>PAN for 2018</b>	<b>60</b>	<b>School Type</b>	<b>Foundation federation with Queen Emma Primary School</b>

**Catchment area:** For information about your catchment school please visit [www.cambridgeshire.gov.uk/admissions](http://www.cambridgeshire.gov.uk/admissions) and check on My Cambridgeshire using the 'My House' tab.. This school's catchment area is also served by Queen Emma Primary School.

### Oversubscription Criteria:

Children who have a statement of special educational needs that names the school will be admitted.

NB. Those children with a statement of special educational needs that does not name the school will be referred to SAT to determine an appropriate place.

1. Children in Care, also Looked After Children (LAC), and children who were looked after but ceased to be so by reason of adoption, a child arrangement order (resident order) or special guardianship order;
2. Children living in the catchment area with a sibling at the school at the time of admission;
3. Children living in the catchment area;
4. Children living outside the catchment area who have a sibling at the school at the time of admission;
5. Children living outside the catchment area who have applied and been unable to gain a place at their Cambridgeshire catchment area school because of oversubscription;
6. Children who live outside the catchment area, but nearest the school as measured by a straight line.

**In cases of equal merit in each set of criteria, priority will go to children living nearest the school as measured by a straight line. Please refer to the Glossary of Terms on page 136 for further information**

	1 <sup>st</sup>	2 <sup>nd</sup>	3 <sup>rd</sup>
<b>No. of Preferences received</b>	<b>50</b>	<b>39</b>	<b>35</b>
<b>No. of places allocated</b>	<b>59</b>		
<b>Criterion allocated to</b>	<b>6</b>		
<b>No. of appeals heard</b>	<b>0</b>		

## Queen Emma Primary School

Gunhild Way, Cambridge, CB1 8QY

☎ 01223 714300

<b>School Code</b>	<b>3946</b>	<b>Age Range</b>	<b>2 – 11</b>
<b>PAN for 2018</b>	<b>60</b>	<b>School Type</b>	<b>Foundation, in federation with Queen Edith Primary School</b>

**Catchment area:** This school's catchment area encompasses the catchment areas of Morley Memorial, Queen Edith and Ridgefield Primary Schools. For information about your catchment school please visit [www.cambridgeshire.gov.uk/admissions](http://www.cambridgeshire.gov.uk/admissions) and check on My Cambridgeshire using the 'My House' tab. for further information.

### Oversubscription Criteria:

Children who have a statement of special educational needs that names the school will be admitted.

NB. Those children with a statement of special educational needs that does not name the school will be referred to SAT to determine an appropriate place.

1. Children in Care, also Looked After Children (LAC), and children who were looked after but ceased to be so by reason of adoption, a child arrangement order (resident order) or special guardianship order;

- Children living in the catchment area with a sibling at the school at the time of admission;
- Children living in the catchment area;
- Children living outside the catchment area who have a sibling at the school at the time of admission;
- Children living outside the catchment area who have applied and been unable to gain a place at their Cambridgeshire catchment area school because of oversubscription;
- Children who live outside the catchment area, but nearest the school as measured by a straight line.

**In cases of equal merit in each set of criteria, priority will go to children living nearest the school as measured by a straight line. Please refer to the Glossary of Terms on page 136 for further information**

	1 <sup>st</sup>	2 <sup>nd</sup>	3 <sup>rd</sup>
<b>No. of Preferences received</b>	<b>58</b>	<b>81</b>	<b>41</b>
<b>No. of places allocated</b>	<b>60</b>		
<b>Criterion allocated to</b>	<b>4</b>		
<b>No. of appeals heard</b>	<b>0</b>		

## Ridgefield Primary School

Radegund Road, Cambridge, CB1 3RJ

☎ 01223 712418

<b>School Code</b>	<b>2453</b>	<b>Age Range</b>	<b>3 – 11</b>
<b>PAN for 2018</b>	<b>30</b>	<b>School Type</b>	<b>Foundation with Trust</b>

**Catchment area:** For information about your catchment school please visit [www.cambridgeshire.gov.uk/admissions](http://www.cambridgeshire.gov.uk/admissions) and check on My Cambridgeshire using the 'My House' tab.. This school's catchment area is also served by Queen Emma Primary School

### Oversubscription Criteria:

Children who have a statement of special educational needs that names the school will be admitted.  
NB. Those children with a statement of special educational needs that does not name the school will be referred to SAT to determine an appropriate place.

- Children in Care, also Looked After Children (LAC), and children who were looked after but ceased to be so by reason of adoption, a child arrangement order (resident order) or special guardianship order;
- Children with a sibling at the school at the time of admission and who live in the catchment area;
- Children living in the catchment area;
- Children living outside the catchment area who have a sibling at the school at the time of admission;
- Children living outside the catchment area who have applied and been unable to gain a place at their Cambridgeshire catchment area school because of oversubscription;
- Children living outside the catchment area, but nearest the school as measured by a straight line.

**In cases of equal merit in each set of criteria, priority will go to children living nearest the school as measured by a straight line. Please refer to the Glossary of Terms on page 136 for further information**

	1 <sup>st</sup>	2 <sup>nd</sup>	3 <sup>rd</sup>
<b>No. of Preferences received</b>	<b>41</b>	<b>36</b>	<b>34</b>
<b>No. of places allocated</b>	<b>30</b>		
<b>Criterion allocated to</b>	<b>3</b>		
<b>No. of appeals heard</b>	<b>2</b>		

## Shirley Community Primary School

Nuffield Road, Chesterton, CB4 1TF

☎ 01223 712252

<b>School Code</b>	<b>2115</b>	<b>Age Range</b>	<b>4 – 11</b>
<b>PAN for 2018</b>	<b>60</b>	<b>School Type</b>	<b>Community</b>

**Catchment area:** For information about your catchment school please visit [www.cambridgeshire.gov.uk/admissions](http://www.cambridgeshire.gov.uk/admissions) and check on My Cambridgeshire using the 'My House' tab.

**Oversubscription Criteria:** Please see page 32.

	1 <sup>st</sup>	2 <sup>nd</sup>	3 <sup>rd</sup>
No. of Preferences received	27	30	13
No. of places allocated	41		
Criterion allocated to	6		
No. of appeals heard	0		

## The Spinney Primary School

Hayster Drive, Cherry Hinton, Cambridge, CB1 9PB

☎ 01223 568836

School Code	2335	Age Range	4 – 11
PAN for 2018	30	School Type	Community

**Catchment area:** For information about your catchment school please visit [www.cambridgeshire.gov.uk/admissions](http://www.cambridgeshire.gov.uk/admissions) and check on My Cambridgeshire using the 'My House' tab.

**Oversubscription Criteria:** Please see page 32.

	1 <sup>st</sup>	2 <sup>nd</sup>	3 <sup>rd</sup>
No. of Preferences received	54	34	24
No. of places allocated	30		
Criterion allocated to	6		
No. of appeals heard	1		

## St Alban's RC Primary School

Lensfield Road, Cambridge, CB2 1EN

☎ 01223 712148

School Code	3360	Age Range	4 – 11
PAN for 2018	30	School Type	Voluntary Aided

**Catchment area:** This school does not have a geographical catchment area.

**NB. All religious applicants must also complete a Supplementary Information Form and provide evidence of baptism, such as a certificate of baptism, which must both be returned to the school.**

### Oversubscription Criteria:

Children who have a statement of special educational needs that names the school will be admitted.

NB. Those children with a statement of special educational needs that does not name the school will be referred to SAT to determine an appropriate place.

1. 'Looked after' children from Catholic families and all baptised Catholic children who are 'looked after', and baptised Catholic children who were looked after but ceased to be so by reason of adoption, a child arrangement order (resident order) or special guardianship order;
2. Baptised Catholic children, (at the time of application), with siblings in attendance at the time of admission.
3. Baptised Catholic children, (at the time of application), of parents living in the parishes of Our Lady and the English Martyrs, Our Lady of Lourdes and St Philip Howard.
4. Other Catholic children, at the time of application.
5. Other 'looked after' children, or previously 'looked after' children;
6. Siblings of children in attendance at the time of admission not included under Criterion 2.
7. Christians of other denominations and children of other faiths whose parents are in sympathy with the aims and ethos of the school and whose application is supported by a letter from a minister of religion.
8. Any other applicants.

**In cases of equal merit in each set of criteria, priority will go to children living nearest the school as measured by a straight line. Please refer to the Glossary of Terms on page 136 for further information**

'Looked after child' has the same meaning as in section 22 of the Children Act 1989 and means any child in the care of a local authority or provided with accommodation by them (e.g. children with foster parents)



**‘Catholic’** means a member of a Church in communion with the See of Rome. This includes the Eastern Catholic Churches. This will normally be evidenced by a certificate of baptism in a Catholic Church or a certificate of reception into the full communion of the Catholic Church.

**‘Sibling’** means a child living in the same home

**‘Home address’** this is defined as the address of the adult with parental responsibility with whom the child normally lives and which applies at the time of application. Future addresses will only be accepted if the move is intended to take place within 6 weeks of the application and on confirmation of tenancy or exchange of contracts with confirmation of completion date. Further details can be obtained from the Local Authority’s Admissions booklet for parents.

	1 <sup>st</sup>	2 <sup>nd</sup>	3 <sup>rd</sup>
<b>No. of Preferences received</b>	<b>35</b>	<b>40</b>	<b>20</b>
<b>No. of places allocated</b>	<b>30</b>		
<b>Criterion allocated to</b>	<b>8</b>		
<b>No. of appeals heard</b>	<b>0</b>		

## St Laurence RC Primary School

Arbury Road, Cambridge, CB4 2JX

☎ 01223 712227

<b>School Code</b>	<b>3366</b>	<b>Age Range</b>	<b>4 – 11</b>
<b>PAN for 2018</b>	<b>45</b>	<b>School Type</b>	<b>Voluntary Aided</b>

**Catchment area:** This school does not have a geographical catchment area.

### Oversubscription Criteria:

Children who have a statement of special educational needs that names the school will be admitted.

NB. Those children with a statement of special educational needs that does not name the school will be referred to SAT to determine an appropriate place.

#### 1. CATHOLIC CHILDREN

- (i) Baptised Catholic “Looked After Children”, and baptised Catholic children who were “looked after” but ceased to be so by reason of adoption, a child arrangement order (resident order) or special guardianship order;
- (ii) Baptised siblings of children, in the school at the time of admission, of practising Catholic parent(s) within the Catholic Parish of St. Laurence, Cambridge. **The Governors will require from the parish priest evidence of the child’s baptism and the family’s \*regular attendance at Sunday Mass.**
- (iii) Baptised children of practising Catholic parent(s) within the Catholic Parish of St. Laurence, Cambridge. **The Governors will require from the parish priest evidence of the child’s baptism and the family’s \*regular attendance at Sunday Mass.**
- (iv) Baptised siblings of practising Catholic parent(s) living outside the boundaries of the parish of St. Laurence, Cambridge. Priority will be given to those living closest to the school. Where a tie-break situation occurs, distance will be measured by a straight line drawn on an Ordinance Survey map between home and school. **The Governors will also require from the parish priest evidence of the child’s baptism and the family’s \*regular attendance at Sunday Mass.**
- (v) Baptised children of practising Catholic parent(s) living outside the boundaries of the parish of St. Laurence, Cambridge. Priority will be given to those living closest to the school. Where a tie-break situation occurs, distance will be measured by a straight line drawn on an Ordinance Survey map between home and school. **The Governors will require from the parish priest evidence of the child’s baptism and the family’s \*regular attendance at Sunday Mass.**
- (vi) Other baptised children of Catholic parent(s).

\* the term “regular” refers to attendance of at least once a month

#### 2. CHILDREN OF OTHER CHRISTIAN DENOMINATIONS (NON-CATHOLICS)

- (i) All other Children in Care, also known as “Looked After Children” (LAC) and children who were “Looked after” but ceased to be so by reason of adoption, a child arrangement order (resident order) or special guardianship order
- (ii) Baptised children with a sibling attending the school at the time of admission and whose parents \*regularly attend a Christian church. **The Governors will require evidence of baptism and Church membership or attendance.**
- (iii) Other siblings who are not baptised but from a Christian family

- (iv) Children whose parent(s) are members of another Christian Denomination and are \*regular worshippers. **The Governors will require evidence that parents attend the church of commitment.**
- (v) Other children of Christian parent(s).

\* the term “regular” refers to attendance of at least once a month

### 3. OTHER CHILDREN AND CHILDREN OF OTHER FAITH TRADITIONS

- (i) Siblings of children presently attending who are of a Non- Christian Faith tradition
- (ii) Other siblings
- (iii) Children from families of other faith traditions who request a Christian environment and education
- (iv) Other applicants who make St. Laurence School their choice

**All religious applicants must also complete a Supplementary Information Form and provide evidence of baptism, such as a certificate of baptism, which must both be returned to the school.**

**When oversubscription exists, the above categories will be taken into consideration to prioritise a waiting list. In cases of equal merit, after the above categories are considered, priority will go to children living nearest the school. Please refer to the Glossary of Terms on page 136 for further information.**

	1 <sup>st</sup>	2 <sup>nd</sup>	3 <sup>rd</sup>
No. of Preferences received	36	25	11
No. of places allocated	38		
Criterion allocated to	3iv		
No. of appeals heard	0		

**St Luke's C of E Primary School**  
French's Road, Cambridge, CB4 3JZ

☎ 01223 566879

School Code	3352	Age Range	4 – 11
PAN for 2018	30	School Type	Voluntary Aided

**Catchment area:** For information about your catchment school please visit [www.cambridgeshire.gov.uk/admissions](http://www.cambridgeshire.gov.uk/admissions) and check on My Cambridgeshire using the 'My House' tab.

**NB. All parents wishing to apply under the school's religious criteria must also provide a letter from their parish priest, minister or religious leader confirming the family is known and involved in the life of the church or worshipping community.**

#### **Oversubscription Criteria:**

Children who have a statement of special educational needs that names the school will be admitted.

NB. Those children with a statement of special educational needs that does not name the school will be referred to SAT to determine an appropriate place.

1. Children in Care, also Looked After Children (LAC), and children who were looked after but ceased to be so by reason of adoption, a child arrangement order (resident order) or special guardianship order;
2. Children living in the catchment area with a sibling at the school at the time of admission;
3. Children living in the catchment area;
4. Children living outside the catchment area who have a sibling at the school at the time of admission;
5. Children who live in the ecclesiastical Parish of the Ascension, Cambridge;
6. Children of regular worshippers of a Christian church;
7. Children of regular worshippers of other World Faiths;
8. Children living outside the catchment area, but nearest the school according to the shortest safe walking route from their home to the school site.

**In cases of equal merit in each set of criteria, priority will go to children living nearest the school as measured by a straight line. Please refer to the Glossary of Terms on page 136 for further information.**

	1 <sup>st</sup>	2 <sup>nd</sup>	3 <sup>rd</sup>
No. of Preferences received	24	22	27
No. of places allocated	24		
Criterion allocated to	8		
No. of appeals heard	0		

## St Matthew's Primary School

19 Norfolk Street, Cambridge, CB1 2LD

☎ 01223 568838

School Code	2317	Age Range	3 – 11
PAN for 2018	90	School Type	Community

**Catchment area:** For information about your catchment school please visit [www.cambridgeshire.gov.uk/admissions](http://www.cambridgeshire.gov.uk/admissions) and check on My Cambridgeshire using the 'My House' tab.

**Oversubscription Criteria:** Please see page 32.

	1 <sup>st</sup>	2 <sup>nd</sup>	3 <sup>rd</sup>
No. of Preferences received	137	63	29
No. of places allocated	90		
Criterion allocated to	3		
No. of appeals heard	14		

## St Paul's C of E Primary School

Coronation Street, Cambridge, CB2 1HJ

☎ 01223 568840

School Code	3356	Age Range	4 – 11
PAN for 2018	30	School Type	Voluntary Aided

**Catchment area:** For information about your catchment school please visit [www.cambridgeshire.gov.uk/admissions](http://www.cambridgeshire.gov.uk/admissions) and check on My Cambridgeshire using the 'My House' tab.

### Oversubscription Criteria:

Children who have a statement of special educational needs that names the school will be admitted.

NB. Those children with a statement of special educational needs that does not name the school will be referred to SAT to determine an appropriate place.

1. Children in care: those who are a 'looked after child', or a child who was previously looked after but immediately after being looked after became subject to an adoption, resident, or special guardianship order.
2. Children normally living in the catchment area, who have a sibling attending St Paul's at the time of admission.
3. Children normally living in the catchment area. Places will be offered in this category until either a total of 27 places have been taken by children with statements of Special Educational Need or in accordance with criteria 1 to 3 or else all applicants in this category have received an offer.
4. Children applying for a Church place. (**NB: A Supplementary Information Form must be submitted**)

Up to three Church places will be offered to children of families who specifically wish their children to be educated at a Church of England school. Parents applying on religious grounds **must also submit a St Paul's Supplementary Information Form. All Church place applications with a completed Supplementary Information Form (SIF) submitted by the National Closing Date in January will be given priority over those SIFs submitted later.**

These places will be prioritised in following order:

- (i) at the heart of their church;
- (ii) attached to their church;
- (iii) known to their church.

Within each of these categories applicants will be prioritised as follows:

- (a) St Paul's Church; the Parish Church;
- (b) St Barnabas' Church; the daughter church of St Paul's and also within the school catchment area.
- (c) other Church of England Churches.
- (d) other Christian Churches.

5. Other children normally living in the catchment area (and not included in 3)

6. Children not living within the catchment area who already have a sibling at St Paul's at the time of admission.
7. Children applying for a Church place (and not already offered a place in 4).
8. Any remaining applicants.

**Where there is a need to prioritise within a category, children living nearest to the school, by the shortest straight line distance will be given priority. Please refer to the Glossary of Terms on page 136 for further information**

	1 <sup>st</sup>	2 <sup>nd</sup>	3 <sup>rd</sup>
<b>No. of Preferences received</b>	<b>18</b>	<b>29</b>	<b>17</b>
<b>No. of places allocated</b>	<b>30</b>		
<b>Criterion allocated to</b>	<b>8</b>		
<b>No. of appeals heard</b>	<b>0</b>		

**St Philip's C of E Primary School**  
2 Vinery Way, Cambridge, CB1 3DR

☎ 01223 508707

<b>School Code</b>	<b>3358</b>	<b>Age Range</b>	<b>3 – 11</b>
<b>PAN for 2018</b>	<b>45</b>	<b>School Type</b>	<b>Voluntary Aided</b>

**Catchment area:** For information about your catchment school please visit [www.cambridgeshire.gov.uk/admissions](http://www.cambridgeshire.gov.uk/admissions) and check on My Cambridgeshire using the 'My House' tab.

#### **Oversubscription Criteria:**

Children who have a statement of special educational needs that names the school will be admitted. NB. Those children with a statement of special educational needs that does not name the school will be referred to SAT to determine an appropriate place.

- 1 Children in public care, known as "Looked after children" (LAC), and children who were looked after but ceased to be so by reason of adoption, a child arrangement order (resident order) or special guardianship order.
- 2 Children normally living in the catchment area who have siblings attending St Philip's at the time of admission.
- 3 Children normally living in the catchment area. Places will be offered in this category until a total of 41 places have been taken by children with Statements of SEN, or in accordance with criteria 1-3, or when all applicants in this category have received an offer.
- 4 Children applying for a Church place.

**(NB: A Supplementary Information Form must be submitted)**

Up to four Church places will be offered to children of families who specifically wish their children to be educated at a Church of England school. **Parents applying on religious grounds must also submit a St Philip's Supplementary Information Form** which is available from the school.

These places will be prioritised in the following order:

- (a) Families at the heart of their church.
- (b) Families attached to their church.
- (c) Families known to their church.

Within each of these categories applicants will be prioritised as follows:

- (i) Families linked to St Philip's Church; the Parish Church.
  - (ii) Families linked to other Church of England Churches.
  - (iii) Families linked to other Christian Churches.
5. Other children normally living in the catchment area (and not included in 3).
  6. Children not living in the catchment area who have a sibling at the school at the time of admission.
  7. Children applying for a Church place (who were not offered a place under criterion 4).
  8. Any remaining applicants.

**Where there is a need to prioritise within a category, children living nearest to the school, by the shortest straight line distance will be given priority. Please refer to the Glossary of Terms on page 136 for further information.**

	1 <sup>st</sup>	2 <sup>nd</sup>	3 <sup>rd</sup>
No. of Preferences received	37	22	24
No. of places allocated	45		
Criterion allocated to	4ci		
No. of appeals heard	0		

## Trumpington Meadows Primary School

☎ 01223 840299

The Trumpington Federation

Kestrel Rise, Trumpington, Cambridge, CB2 9AY

School Code	2000	Age Range	4 – 11
PAN for 2018	30	School Type	Foundation, in federation with Fawcett Primary School

**Catchment area:** A new school to serve the new developments in, and around, Trumpington. For information about your catchment school please visit [www.cambridgeshire.gov.uk/admissions](http://www.cambridgeshire.gov.uk/admissions) and check on My Cambridgeshire using the 'My House' tab.

### Oversubscription Criteria:

Children who have a statement of special educational needs that names the school will be admitted. NB.

Those children with a statement of special educational needs that does not name the school will be referred to SAT to determine an appropriate place.

1. Children in Care, also Looked After Children (LAC), and children who were looked after but ceased to be so by reason of adoption, a child arrangement order (resident order) or special guardianship order;
2. Children living in the catchment area with a sibling at the school at the time of admission;
3. Children living in the catchment area;
4. Children living outside the catchment area who have a sibling at the school at the time of admission;
5. Children living outside the catchment area who have applied and been unable to gain a place at their Cambridgeshire catchment area school because of oversubscription;
6. Children who live outside the catchment area, but nearest the school as measured by a straight line.

**In cases of equal merit in each set of criteria, priority will go to children living nearest the school as measured by a straight line. Please refer to the Glossary of Terms on page 136 for further information**

	1 <sup>st</sup>	2 <sup>nd</sup>	3 <sup>rd</sup>
No. of Preferences received	20	13	16
No. of places allocated	22		
Criterion allocated to	6		
No. of appeals heard	0		

## Trumpington Park Primary School

☎ 01223 712195

Hobson Avenue, Trumpington, Cambridge, CB2 9EG

School Code	2051	Age Range	4 – 11
PAN for 2018	60	School Type	Academy

The school is being built as a 3FE but will open initially as a 2FE school with a PAN of 60.

**Catchment area:** This is a new school, which serves the community of Trumpington. For the purposes of the school catchment area this is defined as the area bounded to the west by the River Cam and M11, to the north and east by Vicar's Brook running to Long Road and then by the Cambridge to London Railway line and to the south by the Administrative Boundary of Cambridge City.

### Oversubscription Criteria:

If the school is oversubscribed, after the admissions of pupils with an Education, Health & Care place or Statement of Special Educational Needs naming the school, priority for admissions will be given to those children who meet the criteria set out below, in priority order:

1. Children in care, also looked after children (LAC), and children who were looked after but ceased to be so by reason of adoption, a child arrangement order (resident order) or special guardianship order
2. Children with a sibling at the school at the time of admission and who live in the catchment area;
3. Children living in the catchment area;

4. Children living outside the catchment area who have a sibling at the school at the time of admission;
5. Children living outside the catchment area who have applied and been unable to gain a place at their Cambridgeshire catchment area school because of oversubscription;
6. Children who live out of catchment

**In cases of merit in each set of criteria, priority will go to children living nearest the school as measured by a straight line. Please refer to the Glossary of Terms on page 136 for further information.**

	1 <sup>st</sup>	2 <sup>nd</sup>	3 <sup>rd</sup>
<b>No. of Preferences received</b>	<b>17</b>	<b>11</b>	<b>8</b>
<b>No. of places allocated</b>	<b>23</b>		
<b>Criterion allocated to</b>	<b>6</b>		
<b>No. of appeals heard</b>	<b>0</b>		

## The University of Cambridge Primary School

☎ 01223 792440

Eddington Avenue, Cambridge CB3 0QZ

<b>School Code</b>	<b>2034</b>	<b>Age Range</b>	<b>4-11*</b>
<b>PAN for 2018</b>	<b>90</b>	<b>School Type</b>	<b>Academy</b>

### Oversubscription criteria

When the school is oversubscribed, after the admission of pupils with an Education, Health & Care plan or statement of special educational needs naming the school, priority for admission will be given to those children who meet the criteria set out below, in priority order:

1. Looked after children and children who were previously looked after but ceased to be so by reason of adoption; Child Arrangements Order (which also includes existing residence orders) or Special Guardianship Order<sup>1</sup>
2. Children eligible for the Pupil Premium.  
Parents who are applying and wish their applications to be considered under this criterion must complete a Supplementary Information Form. This form can be found on the school's website [www.universityprimaryschool.org.uk](http://www.universityprimaryschool.org.uk) or may be requested from the school office and must be returned to the school by the national closing date 15 January 2018.
3. Children living in the catchment area<sup>2</sup> with a sibling at the school at the time of admission;
4. Children living in the catchment area;
5. Children living outside the catchment area who have a sibling at the school at the time of admission;
6. Children of school staff where:
  - i) the member of staff has been employed at the school for two or more years at the time at which the application for admission to the school is made; or
  - ii) the member of staff is recruited to fill a vacant post for which there is a demonstrable skill shortage
7. Other children living outside the catchment area.

	1 <sup>st</sup>	2 <sup>nd</sup>	3 <sup>rd</sup>
<b>No. of Preferences received</b>	<b>99</b>	<b>71</b>	<b>36</b>
<b>No. of places allocated</b>	<b>91*</b>		
<b>Criterion allocated to</b>	<b>7</b>		
<b>No. of appeals heard</b>	<b>1</b>		

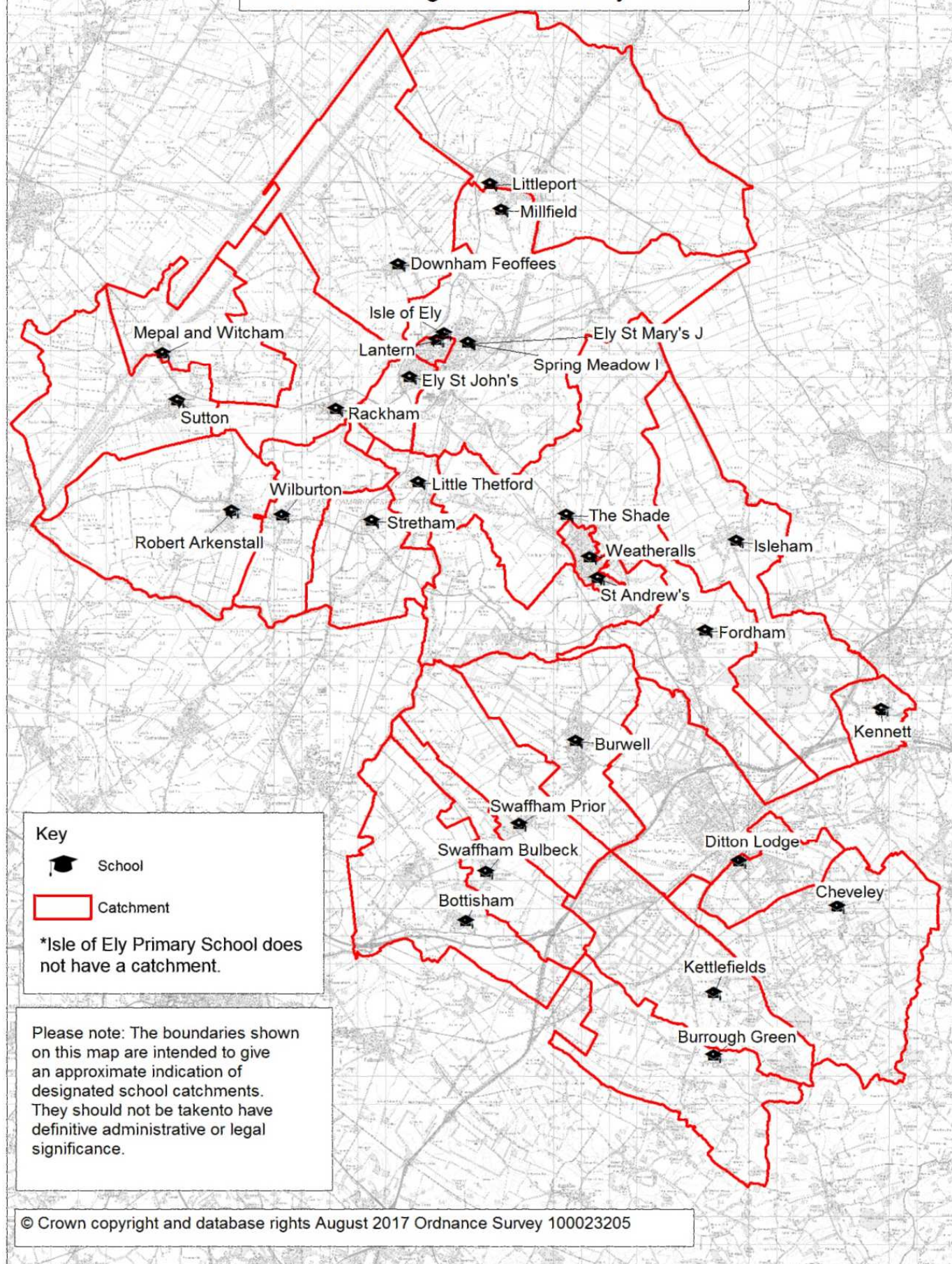
\*An overadmission was made for a statemented child after all initial allocations had been made.

<sup>1</sup> A looked after child is a child who is (a) in the care of the local authority, or (b) being provided with accommodation by a local authority in the exercise of its social services functions (see the definition in Section 22 (1) of the Children Act 1989)

<sup>2</sup> A map of the catchment area can be obtained from the Local Authority



## East Cambridgeshire Primary Schools



# Oversubscription Criteria for Community and Voluntary Controlled schools

## Oversubscription Criteria:

Children who have a statement of special educational needs that names the school will be admitted.

NB. Those children with a statement of special educational needs that does not name the school will be referred to SAT to determine an appropriate place.

1. Children in Care, also known as Looked After Children (LAC), and children who were looked after but ceased to be so by reason of adoption, a child arrangement order (resident order) or special guardianship order;
2. Children living in the catchment area with a sibling at the school at the time of admission;
3. Children living in the catchment area;
4. Children living outside the catchment area who have a sibling at the school at the time of admission;
5. Children living outside the catchment area who have applied and been unable to gain a place at their Cambridgeshire catchment area school because of oversubscription;
6. Children who live outside the catchment area, but nearest the school as measured by a straight line.

In cases of equal merit in each set of criteria, priority will go to children living nearest the school as measured by a straight line. Please refer to the Glossary of Terms on page 136 for further information.

## Bottisham Primary School

Beechwood Avenue, Bottisham, Cambridgeshire, CB25 9BE

☎ 01223 811235

School Code	2200	Age Range	3 – 11
PAN for 2018	45	School Type	Community

**Catchment Area:** Bottisham, Lode and Stow-cum-Quy

**Oversubscription Criteria:** Please see above.

	1 <sup>st</sup>	2 <sup>nd</sup>	3 <sup>rd</sup>
No. of Preferences received	30	13	6
No. of places allocated	33		
Criterion allocated to	6		
No. of appeals heard	0		

## Burrough Green C of E Primary School

Bradley Road, Burrough Green, CB8 9NH

☎ 01638 507236

School Code	3004	Age Range	4 – 11
PAN for 2018	15	School Type	Voluntary Controlled

**Catchment Area:** Burrough Green, Brinkley, Carlton and Westley Waterless.

**Oversubscription Criteria:** Please see page 108.

	1 <sup>st</sup>	2 <sup>nd</sup>	3 <sup>rd</sup>
No. of Preferences received	20	8	3
No. of places allocated	15		
Criterion allocated to	4		
No. of appeals heard	2		



## Burwell Village College (Primary)

The Causeway, Burwell, Cambridgeshire, CB25 0DU

☎ 01638 613103

School Code	2327	Age Range	4 – 11
PAN for 2018	90	School Type	Community

**Catchment Area:** Burwell

**Oversubscription Criteria:** Please see page 48.

	1 <sup>st</sup>	2 <sup>nd</sup>	3 <sup>rd</sup>
No. of Preferences received	65	7	10
No. of places allocated	67		
Criterion allocated to	4		
No. of appeals heard	0		

## Cheveley C of E Primary School

1 Park Road, Cheveley, Newmarket, Suffolk, CB8 9DF

☎ 01638 730273

School Code	3009	Age Range	4 – 11
PAN for 2018	20	School Type	Voluntary Controlled

**Catchment Area:** Cheveley, Ashley, Wood Ditton, Kirtling, Saxon Street, Broad Green, Upend

**Oversubscription Criteria:** Please see page 48.

	1 <sup>st</sup>	2 <sup>nd</sup>	3 <sup>rd</sup>
No. of Preferences received	16	14	4
No. of places allocated	16		
Criterion allocated to	3		
No. of appeals heard	0		

## The Ditton Lodge Primary School

St John's Avenue, Newmarket, Suffolk, CB8 8BL

☎ 01638 613001

School Code	2057	Age Range	4 - 11
PAN for 2018	30	School Type	Academy

**Catchment Area:** Crockfords Park, New Cheveley Road (odd numbers up to 99, even numbers up to 100), Ashley Road (residential area), Centre Drive and Duchess Drive.

**Oversubscription Criteria:**

Children who have a statement of special educational needs that names the school will be admitted.

NB. Those children with a statement of special educational needs that does not name the school will be referred to SAT to determine an appropriate place.

1. Children in Care, also known as Looked After Children (LAC), and children who were looked after but ceased to be so by reason of adoption, a child arrangement order (resident order) or special guardianship order;
2. Children living in the catchment area with a sibling at the school at the time of admission;
3. Children living in the catchment area;
4. Children living outside the catchment area who have a sibling at the school at the time of admission;
5. Children living outside the catchment area who have applied and been unable to gain a place at their Cambridgeshire catchment area school because of oversubscription;
6. Children who live outside the catchment area, but nearest the school as measured by a straight line.

In cases of equal merit in each set of criteria, priority will go to children living nearest the school as measured by a straight line. Please refer to the Glossary of Terms on page 136 for further information.

	1 <sup>st</sup>	2 <sup>nd</sup>	3 <sup>rd</sup>
No. of Preferences received	39	21	20
No. of places allocated	30		
Criterion allocated to	6		
No. of appeals heard	1		

## Downham Feoffees C of E Primary School

☎ 01353 699325

Main Street, Little Downham, CB6 2ST

School Code	2052	Age Range	4 – 11
PAN for 2018	30	School Type	Academy

**Catchment Area:** Little Downham and Pymoor

### Oversubscription Criteria:

Children who have a statement of special educational needs that names the school will be admitted.

NB. Those children with a statement of special educational needs that does not name the school will be referred to SAT to determine an appropriate place.

1. Children in Care, also known as Looked After Children (LAC), and children who were looked after but ceased to be so by reason of adoption, a child arrangement order (resident order) or special guardianship order;
2. Children living in the catchment area with a sibling at the school at the time of admission;
3. Children living in the catchment area;
4. Children living outside the catchment area who have a sibling at the school at the time of admission;
5. Children living outside the catchment area who have applied and been unable to gain a place at their Cambridgeshire catchment area school because of oversubscription;
6. Children who live outside the catchment area, but nearest the school as measured by a straight line.

In cases of equal merit in each set of criteria, priority will go to children living nearest the school as measured by a straight line. Please refer to the Glossary of Terms on page 136 for further information.

	1 <sup>st</sup>	2 <sup>nd</sup>	3 <sup>rd</sup>
No. of Preferences received	34	6	8
No. of places allocated	30		
Criterion allocated to	3		
No. of appeals heard	0		

## Ely St John's Community Primary School

☎ 01353 612780

St John's Road, Ely, CB6 3BW

School Code	2444	Age Range	4 – 11
PAN for 2018	60	School Type	Community

**Catchment Area:** that part of Ely bounded by the south side of West Fen Road (odd numbers) to the junction with Downham Road, the south west side of Downham Road to the junction with St Mary's Street, the south side of St Mary's Street to the junction with Cambridge Road, the west side of Cambridge Rd (even numbers).

**Oversubscription Criteria:** Please see page 48.

	1 <sup>st</sup>	2 <sup>nd</sup>	3 <sup>rd</sup>
No. of Preferences received	69	24	34
No. of places allocated	60		
Criterion allocated to	3		
No. of appeals heard	1		

## Ely St Mary's C of E Junior School

High Barns, Ely, CB7 4RB

☎ 01353 662163

School Code	3362	Age Range	7 – 11
PAN for 2018	120	School Type	Academy

**Catchment Area:** This comprises the ecclesiastical parishes of Ely, Chettisham and Stuntney (excluding the areas served by Ely St John's and the Lantern School).

### Oversubscription Criteria:

Children who have a statement of special educational needs that names the school will be admitted.

NB. Those children with a statement of special educational needs that does not name the school will be referred to SAT Team to determine an appropriate place.

1. Children who are Looked After: children who were looked after but ceased to be so because they were adopted (or became subject to a child arrangement order (resident order) or special guardianship order);
2. Children who live in the catchment area who have a sibling at this school at the time of admission.
3. Children who live in the catchment area.
4. Children with a sibling in attendance at this school or Spring Meadow Infant and Nursery School at the time of admission, and who have been in attendance for at least a term prior to application.
5. Children of worshipping members of the Church of England who have attended church services at least monthly for the 2 years preceding the date of application.\*
6. Children of worshipping members of other Christian Churches which are members of Churches Together in Ely, or Churches Together in Britain and Ireland or The Evangelical Alliance, who have attended church services at least monthly for the 2 years preceding the date of application.\*
7. Children who are in attendance at Spring Meadow Infant and Nursery School at the time of application and who have been in attendance for at least a term prior to application.
8. Children who live nearest to school by the shortest straight line distance.

**In the case of equal merit priority will go to children living nearest to the school according to the shortest straight line distance. Please refer to the Glossary of Terms on page 136 for further information.**

**\*Where criteria are used relating to religious affiliation the governing body will accept all letters of support from the family's church. The supplementary information form to be used for this purpose is available from the school, or the county council website**

	1 <sup>st</sup>		2 <sup>nd</sup>	3 <sup>rd</sup>
No. of Preferences received	114		0	0
No. of places allocated	114			
Criterion allocated to	7			
No. of appeals heard	0			

## Fordham C of E Primary School

Isleham Road, Fordham, Ely, CB7 5NL

☎ 01638 720296

School Code	3014	Age Range	4 – 11
PAN for 2018	60	School Type	Voluntary Controlled

**Catchment Area:** Fordham and Snailwell

**Oversubscription Criteria:** Please see page 48.

	1 <sup>st</sup>	2 <sup>nd</sup>	3 <sup>rd</sup>
No. of Preferences received	37	29	18
No. of places allocated	42		
Criterion allocated to	6		
No. of appeals heard	0		

## Isleham C of E Primary School

Malting Lane, Isleham, Ely, CB7 5RZ

☎ 01638 780336

School Code	3022	Age Range	4 – 11
PAN for 2018	30	School Type	Voluntary controlled

**Catchment Area:** Isleham and Chippenham

**Oversubscription Criteria:** Please see page 48.

	1 <sup>st</sup>	2 <sup>nd</sup>	3 <sup>rd</sup>
No. of Preferences received	32	11	6
No. of places allocated	30		
Criterion allocated to	6		
No. of appeals heard	1		

## Isle of Ely Primary School

School Road, Ely, CB6 2FG

☎ 01353 612818

School Code	2024	Age Range	3 – 11*
PAN for 2018	60	School Type	Academy

For September 2018 the school is accepting children into Reception, Year 1, Year 2, Year 3 and Year 4 only.

**Catchment Area:** This school does not have a geographical catchment area.

### Oversubscription Criteria:

Children who have a statement of special educational needs or an Education, Health and Care Plan (EHCP) that names Isle of Ely Primary School will be admitted. NB: Those children with a statement of special educational needs or EHCP that does not name the school will be referred to the LA SEN Team to determine an appropriate place.

Children who have a statement of special educational or an EHCP fall outside the ordinary admissions system and therefore do not feature within the oversubscription criteria.

In the event of a year group being oversubscribed, and after the admission of pupils with a Statement of Special Educational Needs or an EHCP where the school is named, priority for admission will be given to those children who meet the criteria set out below, in order:-

- A: A 'looked after child' or child who was previously looked after but immediately after being looked after became subject to an adoption, child arrangements, or special guardianship order. A looked after child is a child who is (a) in the care of a local authority, or (b) being provided with accommodation by a local authority in the exercise of its social services functions (see definition in section 22(1) of the Children Act 1989).
- B: Children with a sibling attending the school at the time of application who is reasonably expected to still be attending the school at the proposed time of admission
- C: Other children by distance from the school with priority for admission being given to those who live nearest to the school as measured by a straight line.

**In cases of equal merit in each set of criteria, priority will go to children living nearest the school as measured by a straight line. Please refer to the Glossary of Terms on page 136 for further information.**

	1 <sup>st</sup>	2 <sup>nd</sup>	3 <sup>rd</sup>
No. of Preferences received	48	90	30
No. of places allocated	57		
Criterion allocated to	3-other		
No. of appeals heard	0		

## Kennett Community Primary School

98 Station Road, Kennett, CB8 7QQ

☎ 01638 750386

School Code	2021	Age Range	4 – 11
PAN for 2018	15	School Type	Academy

**Catchment Area:** Kennett

### Oversubscription Criteria:

Children who have a statement of special educational needs that names the school will be admitted.

NB. Those children with a statement of special educational needs that does not name the school will be referred to SAT Team to determine an appropriate place.

1. Children in Care, also known as Looked After Children (LAC), and children who were looked after but ceased to be so by reason of adoption, a child arrangement order (resident order) or special guardianship order;
2. Children living in the catchment area with a sibling at the school at the time of admission.
3. Children living in the catchment area.
4. Children living outside the catchment area who have a sibling at the school at the time of admission.
5. Children living outside the catchment area who have applied and been unable to gain a place at their Cambridgeshire catchment area school because of oversubscription;
6. Children who live outside the catchment area, but nearest the school as measured by a straight line.

**In cases of equal merit in each set of criteria, priority will go to children living nearest the school as measured by a straight line. Please refer to the Glossary of Terms on page 136 for further information.**

	1 <sup>st</sup>	2 <sup>nd</sup>	3 <sup>rd</sup>
No. of Preferences received	20	25	14
No. of places allocated	15		
Criterion allocated to	6		
No. of appeals heard	0		

## Kettlefields Primary School

Stetchworth Road, Dullingham, CB8 9UH

☎ 01638 508360

School Code	2442	Age Range	4 – 11
PAN for 2018	20	School Type	Community

**Catchment Area:** Dullingham, Stetchworth and Dullingham Ley National Stud

**Oversubscription Criteria:** Please see page 48.

	1 <sup>st</sup>	2 <sup>nd</sup>	3 <sup>rd</sup>
No. of Preferences received	18	16	15
No. of places allocated	20		
Criterion allocated to	6		
No. of appeals heard	0		

## The Lantern Primary School

Nene Road, Ely, CB6 2WJ

☎ 01353 664174

School Code	3387	Age Range	4 – 11
PAN for 2018	60	School Type	Community

**Catchment Area:** that part of Ely city which is bounded on the west by West Fen Road, on the south by the borders of Downham Road and Egremont Street, and on the east by Lynn Road, but excluding the cul de sacs which have their only roadway exit onto Lynn Road.

**Oversubscription Criteria:** Please see page 48.

	1 <sup>st</sup>	2 <sup>nd</sup>	3 <sup>rd</sup>
No. of Preferences received	60	66	41
No. of places allocated	60		
Criterion allocated to	6		
No. of appeals heard	0		

## Little Thetford C of E Primary School

Green Hill, Little Thetford, Ely, CB6 3HD

☎ 01353 649260

School Code	3053	Age Range	4 – 11
PAN for 2018	15	School Type	Voluntary Controlled

**Catchment Area:** Little Thetford

**Oversubscription Criteria:** Please see page 48.

	1 <sup>st</sup>	2 <sup>nd</sup>	3 <sup>rd</sup>
No. of Preferences received	11	9	5
No. of places allocated	12		
Criterion allocated to	6		
No. of appeals heard	0		

## Littleport Community Primary School

Parsons Lane, Littleport, Ely, CB6 1JT

☎ 01353 860235

School Code	2074	Age Range	4 – 11
PAN for 2018	60	School Type	Community

**Catchment Area:** North and North West part of Littleport, Black Horse Drove, Hale Fen, Little Ouse, Redmere, Shippea Hill and Burnt Fen

**Oversubscription Criteria:** Please see page 48.

	1 <sup>st</sup>	2 <sup>nd</sup>	3 <sup>rd</sup>
No. of Preferences received	79	24	4
No. of places allocated	60		
Criterion allocated to	3		
No. of appeals heard	7		

## Mepal and Witcham C of E Primary School

Brangehill Lane, Mepal, Ely, CB6 2AL

☎ 01353 778300

School Code	2030	Age Range	4 – 11
PAN for 2018	15	School Type	Academy

**Catchment Area:** Mepal and Witcham

### Oversubscription Criteria:

Children who have a statement of special educational needs that names the school will be admitted.

NB. Those children with a statement of special educational needs that does not name the school will be referred to SAT to determine an appropriate place.

1. Children in Care, also known as Looked After Children (LAC), and children who were looked after but ceased to be so by reason of adoption, a child arrangement order (resident order) or special guardianship order;
2. Children living in the catchment area with a sibling at the school at the time of admission.
3. Children living in the catchment area.
4. Children living outside the catchment area who have a sibling at the school at the time of admission.
5. Children living outside the catchment area who have applied and been unable to gain a place at their

Cambridgeshire catchment area school because of oversubscription;

6. Children who live outside the catchment area, but nearest the school as measured by a straight line.

**In cases of equal merit in each set of criteria, priority will go to children living nearest the school as measured by a straight line. Please refer to the Glossary of Terms on page 136 for further information.**

	1 <sup>st</sup>	2 <sup>nd</sup>	3 <sup>rd</sup>
<b>No. of Preferences received</b>	<b>13</b>	<b>5</b>	<b>3</b>
<b>No. of places allocated</b>	<b>13</b>		
<b>Criterion allocated to</b>	<b>4</b>		
<b>No. of appeals heard</b>	<b>0</b>		

**Millfield Primary School**  
Grange Lane, Littleport, Ely, CB6 1HW

☎ 01353 861612

<b>School Code</b>	<b>2447</b>	<b>Age Range</b>	<b>4 – 11</b>
<b>PAN for 2018</b>	<b>60</b>	<b>School Type</b>	<b>Academy</b>

**Catchment Area:** South and South East part of Littleport.

#### **Oversubscription Criteria:**

When the Academy is oversubscribed, after the admission of Children with Statements of Special Educational Needs (SEN) / Education, Health and Care plan (EHCP) where the Academy is named, priority for admission will be given to those children who meet the criteria set out below:

- a) A 'looked after child' or a child who was previously looked after but immediately after being looked after became subject to an adoption, child arrangements, or special guardianship order. A looked after child is a child who is a) looked after by a local authority or b) being provided with accommodation by a local authority in their exercise of their social services functions, in accordance with section 22 (1) of the Children Act 1989. *Details of eligibility must be supplied by the allocated social worker or foster carer.*
- b) Children for whom it is essential to be admitted to the Academy because of special circumstances to do with significant medical or social needs, which relate to the child or an immediate member of the child's family. Applications must be supported by medical evidence from a GP or hospital consultant, social worker or similar professional.
  - i *The supporting evidence should set out the particular reason why the Academy is the most suitable and the difficulties that would be caused if the child had to attend another school. This evidence must be sent to the Academy by the application closing date, for the applicant to be considered under this criterion.*
- c) Children who, on the date of admission, will have a sibling (i.e. a natural brother or sister, or a half brother or sister, or a legally adopted brother or sister or half-brother or sister, or step brother or sister) who will be living with them at the same address and on roll of the Academy. Children will be considered under this criterion if they have a sibling who attends the Academy and who will continue to be on roll when the child joins the Academy.
- d) Children living nearest to the Academy within the catchment area of South and South East part of Littleport.
- e) Children living nearest to the Academy outside of the catchment area.

**In cases of equal merit in each set of criteria, applicants will be considered under the tie-break process - see school admissions policy 18/19 on their website for further details. Please refer to the Glossary of Terms on page 136 for further information.**

	1 <sup>st</sup>	2 <sup>nd</sup>	3 <sup>rd</sup>
<b>No. of Preferences received</b>	<b>43</b>	<b>23</b>	<b>0</b>
<b>No. of places allocated</b>	<b>60</b>		
<b>Criterion allocated to</b>	<b>6</b>		
<b>No. of appeals heard</b>	<b>0</b>		

## The Rackham C of E Primary School

Main Street, Witchford, Ely, CB6 2HQ

☎ 01353 662436

School Code	3058	Age Range	4 – 11
PAN for 2018	45	School Type	Voluntary Controlled

**Catchment Area:** Coveney, Witchford, Wentworth, Wardy Hill, Wayhead

**Oversubscription Criteria:** Please see page 48.

	1 <sup>st</sup>	2 <sup>nd</sup>	3 <sup>rd</sup>
No. of Preferences received	32	16	12
No. of places allocated	33		
Criterion allocated to	6		
No. of appeals heard	0		

## Robert Arkenstall Primary School

Camping Close, Haddenham, Ely, CB6 3UA

☎ 01353 740253

School Code	2070	Age Range	4 – 11
PAN for 2018	40	School Type	Community

**Catchment Area:** Aldreth and Haddenham and west to the Hundred Foot Drain

**Oversubscription Criteria:** Please see page 48.

	1 <sup>st</sup>	2 <sup>nd</sup>	3 <sup>rd</sup>
No. of Preferences received	33	11	5
No. of places allocated	33		
Criterion allocated to	6		
No. of appeals heard	0		

## The Shade Primary School

The Shade, Soham, CB7 5DE

☎ 01353 612948

School Code	2008	Age Range	3-11
PAN for 2018	30	School Type	Academy

This is a new school taking Reception, Year 1, 2, 3, 4 and 5 pupils only in September 2018.

**Catchment Area:** The Shade Primary School serves the villages of Barway and Barcham and Soham town.

**Oversubscription Criteria:**

Children who have a statement of special educational needs that names the school will be admitted.

NB. Those children with a statement of special educational needs that does not name the school will be referred to SAT to determine an appropriate place.

1. Children in care, also known as Looked After Children (LAC), and children who were looked after but ceased to be so by reason of adoption, a child arrangement order (resident order) or special guardianship order;
2. Children who have a sibling at The Shade Primary School at the time of admission;
3. Children living in the villages of Barway and Barcham;
4. Children living in Soham;
5. Children living outside of the catchment area of the school.

**In cases of equal merit in each set of criteria, priority will go to children living nearest the school as measured by a straight line. Please refer to the Glossary of Terms on page 136 for further information.**



	1 <sup>st</sup>	2 <sup>nd</sup>	3 <sup>rd</sup>
No. of Preferences received	54	37	20
No. of places allocated	30		
Criterion allocated to	4		
No. of appeals heard	0		

## Spring Meadow Infant School

High Barns, Ely, CB7 4RB

☎ 01353 664742

School Code	2329	Age Range	3 - 7
PAN for 2018	120	School Type	Community

**Catchment Area:** Ely (excluding the area served by Ely St John's School and the Lantern School) including Stuntney, Prickwillow, Chettisham and Queen Adelaide.

**Oversubscription Criteria:** Please see page 48.

	1 <sup>st</sup>	2 <sup>nd</sup>	3 <sup>rd</sup>
No. of Preferences received	61	15	15
No. of places allocated	64		
Criterion allocated to	6		
No. of appeals heard	0		

## St Andrew's C of E Primary School

Sand Street, Soham, Ely, CB7 5AA

☎ 01353 720345

School Code	3083	Age Range	3 – 11
PAN for 2018	60	School Type	Academy

**Catchment Area:** St Andrew's C of E Primary School services the villages of Wicken, Upware and Padney and Soham town.

### Oversubscription Criteria:

Children who have a statement of special educational needs that names the school will be admitted.

NB. Those children with a statement of special educational needs that does not name the school will be referred to SAT to determine an appropriate place

1. Children in care, also known as Looked After Children (LAC), and children who were looked after but ceased to be so by reason of adoption, a child arrangement order (resident order) or special guardianship order;
2. Children who have a sibling at St Andrew's C of E Primary School at the time of admission;
3. Children living in the villages of Wicken, Upware and Padney and in the area to the south of Soham, known as Downfields<sup>3</sup>;
4. Children living in Soham;
5. Children living outside of the catchment area of the school.

**In cases of equal merit in each set of criteria, priority will go to children living nearest the school as measured by a straight line. Please refer to the Glossary of Terms on page 136 for further information.**

	1 <sup>st</sup>	2 <sup>nd</sup>	3 <sup>rd</sup>
No. of Preferences received	65	17	20
No. of places allocated	60		
Criterion allocated to	4		
No. of appeals heard	3		

<sup>3</sup> The Downfields area of Soham is defined as Fordham Road to the south of the mini roundabout where Fordham Road meets Orchard Row, Orchard Row, Centre Road, Mistral Close, Windmill Close, Cornmills Road and Military Road.

## Stretham Primary School

Wood Lane, Stretham, Ely, CB6 3JN

☎ 01353 649271

School Code	2084	Age Range	4 – 11
PAN for 2018	30	School Type	Community

Catchment Area: Stretham

Oversubscription Criteria: Please see page 48.

	1 <sup>st</sup>	2 <sup>nd</sup>	3 <sup>rd</sup>
No. of Preferences received	26	5	8
No. of places allocated	26		
Criterion allocated to	6		
No. of appeals heard	0		

## Sutton C of E Primary School

The Brook, Sutton, Ely, CB6 2PU

☎ 01353 778351

School Code	3052	Age Range	4 – 11
PAN for 2018	45	School Type	Voluntary Controlled

Catchment Area: Sutton

Oversubscription Criteria: Please see page 48.

	1 <sup>st</sup>	2 <sup>nd</sup>	3 <sup>rd</sup>
No. of Preferences received	41	8	7
No. of places allocated	41		
Criterion allocated to	6		
No. of appeals heard	0		

## Swaffham Bulbeck C of E Primary School

84 High Street, Swaffham Bulbeck, Cambridgeshire, CB25 0LX

☎ 01223 811595

School Code	3037	Age Range	3 – 11
PAN for 2018	13	School Type	Voluntary Controlled

Catchment Area: Swaffham Bulbeck

Oversubscription Criteria: Please see page 48.

	1 <sup>st</sup>	2 <sup>nd</sup>	3 <sup>rd</sup>
No. of Preferences received	16	36	23
No. of places allocated	13		
Criterion allocated to	6		
No. of appeals heard	1		

## Swaffham Prior C of E Primary School

Station Road, Swaffham Prior, Cambridgeshire, CB25 0LG

☎ 01638 741529

School Code	3030	Age Range	4 – 11
PAN for 2018	17	School Type	Voluntary Controlled

Catchment Area: Swaffham Prior, Reach, part of Upware Fen

Oversubscription Criteria: Please see page 48.

	1 <sup>st</sup>	2 <sup>nd</sup>	3 <sup>rd</sup>
No. of Preferences received	17	25	13
No. of places allocated	17		
Criterion allocated to	6		
No. of appeals heard	0		

## The Weatheralls Primary School

☎ 01353 720456

Pratt Street, Soham, Ely, CB7 5BH

School Code	2049	Age Range	3 – 11
PAN for 2018	90	School Type	Academy

**Catchment Area:** The Weatheralls Primary School serves Soham town.

### Oversubscription Criteria:

Children whose statement of special educational needs names the school take priority over all other applicants and will be admitted irrespective of whether there are places available in the year group. Those children with a statement of special educational needs that does not name the school will be referred to the Statutory Assessment Team (SAT) to determine an appropriate place.

1. Children in care, also known as Looked After Children (LAC), and children who were looked after but ceased to be so by reason of adoption, a child arrangement order (resident order) or special guardianship order;
2. Children who have a sibling at The Weatheralls Primary School at the time of admission;
3. Children living in Soham;
4. Children living outside of the catchment area of the school.

In cases of equal merit, priority will go to children living nearest the school as measured by a straight line. The distance, for admissions purposes, is measured using the straight line distance from the reference point of the home to the reference point of the school both as determined by the Ordnance Survey (OS) AddressBase Premium™. These distances are produced by the LA Admissions team for the school. For families who live outside the area covered by the Cambridgeshire mapping system, distances are determined using a combination of local maps and on-line resources.

In the event of (a) two or more children living at the same address point (e.g. children resident in a block of flats) or (b) two addresses measuring the same distance from the school, the ultimate tiebreaker will be random selection, witnessed by the Council officer, independent of the Admissions Team.

	1 <sup>st</sup>	2 <sup>nd</sup>	3 <sup>rd</sup>
No. of Preferences received	49	35	12
No. of places allocated	76		
Criterion allocated to	4		
No. of appeals heard	0		

## Wilburton C of E Primary School

☎ 01353 740269

Carpond Lane, Wilburton, Ely, CB6 3RJ

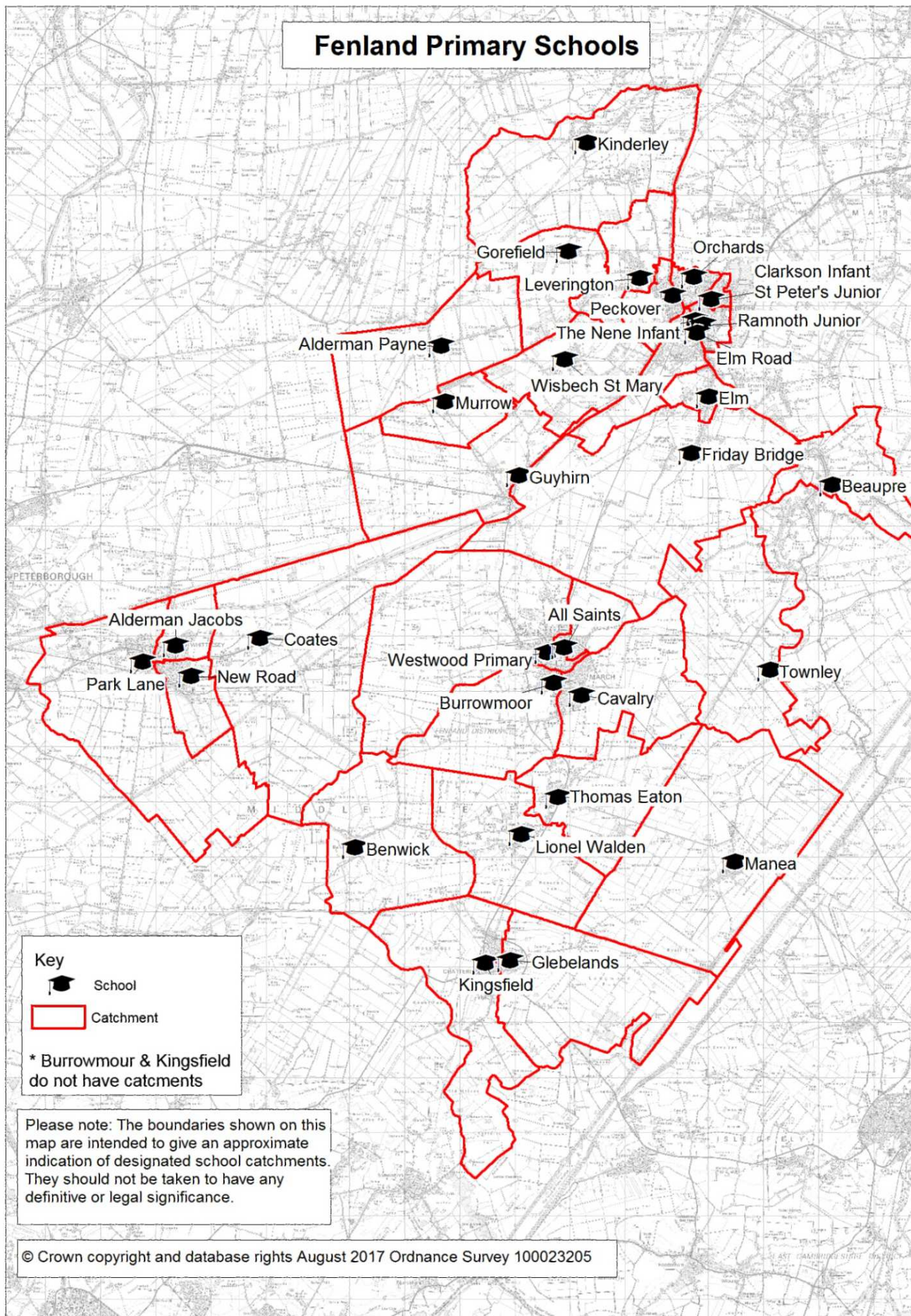
School Code	3054	Age Range	4 – 11
PAN for 2018	20	School Type	Voluntary Controlled

**Catchment Area:** Wilburton

**Oversubscription Criteria:** Please see page 48.

	1 <sup>st</sup>	2 <sup>nd</sup>	3 <sup>rd</sup>
No. of Preferences received	17	12	7
No. of places allocated	17		
Criterion allocated to	4		
No. of appeals heard	0		

## Fenland Primary Schools





# Oversubscription Criteria for Community and Voluntary Controlled schools

## Oversubscription Criteria:

Children who have a statement of special educational needs that names the school will be admitted.

NB. Those children with a statement of special educational needs that does not name the school will be referred to SAT to determine an appropriate place.

1. Children in Care, also known as Looked After Children (LAC), and children who were looked after but ceased to be so by reason of adoption, a child arrangement order (resident order) or special guardianship order;
2. Children living in the catchment area with a sibling at the school at the time of admission;
3. Children living in the catchment area;
4. Children living outside the catchment area who have a sibling at the school at the time of admission;
5. Children living outside the catchment area who have applied and been unable to gain a place at their Cambridgeshire catchment area school because of oversubscription;
6. Children who live outside the catchment area, but nearest the school as measured by a straight line.

In cases of equal merit in each set of criteria, priority will go to children living nearest the school as measured by a straight line. Please refer to the Glossary of Terms on page 136 for further information.

## Alderman Jacobs School

Drybread Road, Whittlesey, PE7 1XJ

☎ 01733 202403

School Code	2087	Age Range	4 – 11
PAN for 2018	90	School Type	Academy

**Catchment Area:** Alderman Jacobs Primary School primarily serves a catchment area comprising the east side of East Delph, Orchard Street and Broad Street: the north side of Market Street and Eastgate to Inhams Road: the west side of Inhams Road to Eastrea Road then the north side of Eastrea to Number 311, but also welcomes applicants from a wider area if spaces are available.

## Oversubscription Criteria:

Children who have a statement of special educational needs that names the school.

(Those children with a statement of special educational needs that does not name the school will be referred to Student Assessment to determine an appropriate place)

1. Children in Care, also known as Looked After Children (LAC) (this definition has been extended under the new School Admissions Code, which came into force early in 2012)

The child resides in the Alderman Jacobs Primary School Catchment Area with a sibling attending the school at time of admission (the east side of East Delph, Orchard Street and Broad Street: the north side of Market Street and Eastgate to Inhams Road: the west side of Inhams Road to Eastrea Road then the north side of Eastrea to Number 311).

2. The child resides in the Alderman Jacobs Primary School Catchment Area.
3. The child does not reside in the Alderman Jacobs Primary School Catchment area but has a sibling attending the school at the time of admission.
4. The child does not reside in the Catchment Area. In cases of equal merit, priority will go to the child closest to the school by the shortest straight line distance measuring from the centre of the child's home to the centre point of the school as determined by the National Land and Property Gazetteer (NLPG);

In cases of equal merit in each set of criteria, priority will go to children living nearest the school as measured by a straight line. Please refer to the Glossary of Terms on page 136 for further information.

	1 <sup>st</sup>	2 <sup>nd</sup>	3 <sup>rd</sup>
No. of Preferences received	73	33	8
No. of places allocated	74		
Criterion allocated to	5		
No. of appeals heard	0		

## Alderman Payne Primary School

Main Road, Parson Drove, Wisbech, PE13 4JA

☎ 01945 700275

School Code	2083	Age Range	4 – 11
PAN for 2018	15	School Type	Community

**Catchment Area:** Parson Drove village and surrounding area bounded by the Fenland District boundary (Gold Dyke) in the west; the Lincolnshire border up to and including Marshall Bank in the north; Sealey Lane and Highfield Corner in the east; and the parish boundary including Silvers Lane north of the crossroads in the south.

**Oversubscription Criteria:** Please see page 61.

		1 <sup>st</sup>	2 <sup>nd</sup>	3 <sup>rd</sup>
No. of Preferences received		10	2	5
No. of places allocated		12		
Criterion allocated to		4		
No. of appeals heard		0		

## All Saints Inter Church (RC/CofE) Primary School

County Road, March, PE15 8ND

☎ 01354 659000

School Code	3383	Age Range	4 – 11
PAN for 2018	30	School Type	Academy

**Catchment Area:** The area of March bounded by the north side of Creek Rd to its junction with St. John's Rd, north side of St. John's Rd, east side of Station Rd, north side of County Rd, east side of Robin Goodfellow's Lane to Lime Grove to Norwood Rd from the rail crossing to Elm Rd, east side of Elm Rd.

**NB: A Supplementary Information Form must be completed for all those wishing to apply under the school's religious criteria**

### Oversubscription Criteria:

Children who have a statement of special educational needs that names the school will be admitted.

NB. Those children with a statement of special educational needs that does not name the school will be referred to SAT to determine an appropriate place.

**A maximum of 15 of the 30 places will be allocated in order of priority under categories 1-6 and the remainder in order of priority under categories 7-10.**

Priority in all categories will be given to

- (i) Children in care, also looked after children (LAC) and children who were looked after but ceased to be so by reason of adoption, resident order or special guardianship order;
- (ii) children with a sibling\* attending the school at the time of admission (the highest number of siblings will take priority).

A sibling is a brother, sister, step-brother, step-sister, adopted or foster child living in the same household. In a tie-break situation, the highest number of siblings at All Saints will determine priority.

In church criteria 1 and 2, priority in a tie-break will go first to:

- Parent(s)/guardian(s) attending church weekly
- Child attending church weekly
- Parent(s)/guardian(s) attending church monthly
- Child attending church monthly
- Grandparents attending church weekly (this category can only be used if parents do not attend)
- Irregular attenders, e.g. Easter and Christmas.

## **CHURCH CRITERIA (maximum 15 places) - see notes A & B**

1. Baptised children of practising members of the CofE/RC Church with a sibling in the school;
2. Baptised children of practising members of the CofE/RC Church;
3. Children of practising members of Christian denominations whose Church is a member of Churches Together in England (list available on application) with a sibling in the school;
4. Children of practising members of Christian denominations whose Church is a member of Churches Together in England (list available on application);
5. Children whose parents are practising members of other faiths, who wish their children to participate in the ethos and practices of our school with a sibling in the school;
6. Children whose parents are practising members of other faiths, who wish their children to participate in the ethos and practices of our school.

## **CATCHMENT CRITERIA (minimum 15 places) - see note C**

**The remainder of available places will be allocated as follows:**

7. Children living within the catchment area with a sibling in the school;
8. Children outside the catchment area with a sibling in the school;
9. Children living within the catchment area;
10. Children outside the catchment area.

If applying for admission for a child who has a sibling attending the school, you should be aware that for admission in criteria 1 to 6, current church/faith attendance is necessary.

In criteria 7, 8, 9, 10, priority in a tie-break will go to children living nearest the school by the shortest straight line distance. **Please refer to the Glossary of Terms on page 136 for further information.**

### **Note A:**

A confidential reference from the priest, minister or leader of the religious community to confirm frequency of attendance, will be required for consideration under church criteria 1-4. Where relevant, the child's baptism certificate should accompany the application.

### **Note B:**

Practising membership under church criteria 1-4 will be determined by frequency of attendance by the person(s), confirmed by a letter from the priest/minister or leader, as defined in the tie-break, firstly weekly, secondly monthly and thirdly for major religious festivals, such as Easter and Christmas.

For criteria 5 and 6, such practice must be in accordance with the usual discipline of that faith.

### **Note C:**

The school may lawfully withdraw an offer of a place where a fraudulent or intentionally misleading claim of residency in the catchment area is made and effectively denies a place to a child with a stronger claim. Where a child lives with parents with shared responsibility, each for part of the week, the home address for admission purposes is where the child lives most from Monday to Friday.

	<b>1<sup>st</sup></b>	<b>2<sup>nd</sup></b>	<b>3<sup>rd</sup></b>
<b>No. of Preferences received</b>	<b>37</b>	<b>33</b>	<b>9</b>
<b>No. of places allocated</b>	<b>30</b>		
<b>Criterion allocated to</b>	<b>9</b>		
<b>No. of appeals heard</b>	<b>1</b>		

## Beaupre Community Primary School

Church Drive, Outwell, Wisbech, PE14 8RH

☎ 01945 772439

School Code	2082	Age Range	4 – 11
PAN for 2018	30	School Type	Community

**Catchment Area:** Outwell

**Oversubscription Criteria:** Please see page 61.

	1 <sup>st</sup>	2 <sup>nd</sup>	3 <sup>rd</sup>
No. of Preferences received	29	2	0
No. of places allocated	29		
Criterion allocated to	6		
No. of appeals heard	0		

## Benwick Primary School

High Street, Benwick, March PE15 0XA

☎ 01354 677266

School Code	2060	Age Range	4 – 11
PAN for 2018	20	School Type	Community

**Catchment Area:** Benwick Village and surrounding area including Floods Ferry south of Floods Drain, Parson Land Drive, New World Drive and Dykemoor Drive

**Oversubscription Criteria:** Please see page 61.

	1 <sup>st</sup>	2 <sup>nd</sup>	3 <sup>rd</sup>
No. of Preferences received	19	5	3
No. of places allocated	19		
Criterion allocated to	6		
No. of appeals heard	0		

## Burrowmoor Primary School

Burrowmoor Road, March PE15 9RP

☎ 01354 652330

School Code	2076	Age Range	2 – 11
PAN for 2018	60	School Type	Academy

**Catchment Area:** This school does not have a geographical catchment area.

### **Oversubscription Criteria:**

Children who have a statement of special educational needs or an Education, Health and Care Plan (EHCP) that names Burrowmoor Primary School will be admitted. NB: Those children with a statement of special educational needs or EHCP that does not name the school will be referred to the LA SEN Team to determine an appropriate place.

Children who have a statement of special educational or an EHCP fall outside the ordinary admissions system and therefore do not feature within the oversubscription criteria

In the event of a year group being oversubscribed, and after the admission of pupils with a Statement of Special Educational Needs or an EHCP where the school is named, priority for admission will be given to those children who meet the criteria set out below, in order:-

- A: A 'looked after child' or child who was previously looked after but immediately after being looked after became subject to an adoption, child arrangements, or special guardianship order. A looked after child is a child who is (a) in the care of a local authority, or (b) being provided with accommodation by a local authority in the exercise of its social services functions (see definition in section 22(1) of the Children Act 1989).



- B: Children with a sibling attending the school at the time of application who is reasonably expected to still be attending the school at the proposed time of admission
- C: Other children by distance from the school with priority for admission being given to those who live nearest to the school as measured by a straight line.

**In cases of equal merit in each set of criteria, priority will go to children living nearest the school as measured by a straight line. Please refer to the Glossary of Terms on page 136 for further information.**

	1 <sup>st</sup>	2 <sup>nd</sup>	3 <sup>rd</sup>
No. of Preferences received	45	20	19
No. of places allocated	47		
Criterion allocated to	6		
No. of appeals heard	0		

## Cavalry Primary School

Cavalry Drive, March PE15 9EQ

☎ 01354 652814

School Code	2206	Age Range	4 – 11
PAN for 2018	60	School Type	Academy

**Catchment Area:** The area of March south of River Nene, east of B1101 including Coleseed Road, Rodhams Road, Bedlam Road and Hook Road but not including Hook.

### Oversubscription Criteria:

Children who have a statement of special educational needs that names the school will be admitted.

NB. Those children with a statement of special educational needs that does not name the school will be referred to SAT to determine an appropriate place.

1. Children in Care, also known as Looked After Children (LAC), and children who were looked after but ceased to be so by reason of adoption, a child arrangement order (resident order) or special guardianship order;
2. Children living in the catchment area with a sibling at the school at the time of admission;
3. Children living in the catchment area;
4. Children living outside the catchment area who have a sibling at the school at the time of admission;
5. Children living outside the catchment area who have applied and been unable to gain a place at their Cambridgeshire catchment area school because of oversubscription;
6. Children who live outside the catchment area, but nearest the school as measured by a straight line.

**In cases of equal merit in each set of criteria, priority will go to children living nearest the school as measured by a straight line. Please refer to the Glossary of Terms on page 136 for further information.**

	1 <sup>st</sup>	2 <sup>nd</sup>	3 <sup>rd</sup>
No. of Preferences received	66	21	27
No. of places allocated	60		
Criterion allocated to	6		
No. of appeals heard	3		

## Clarkson Infant School

Trafford Road, Wisbech, PE13 2ES

☎ 01945 584867

School Code	2091	Age Range	2 – 7
PAN for 2018	60	School Type	Community

**Catchment Area:** That area of Wisbech enclosed by but not including Clarkson Avenue in the south; Lynn Rd even numbers from 100 upwards to the Norfolk border in the west and north; and by the Norfolk border to and including Chapnall Rd and roads leading off; Stow Rd numbers 1-80; and roads north of Staithe Rd but not including Staithe Rd.

**Oversubscription Criteria:** Please see page 61.

	1 <sup>st</sup>	2 <sup>nd</sup>	3 <sup>rd</sup>
No. of Preferences received	61	29	18
No. of places allocated	60		
Criterion allocated to	6		
No. of appeals heard	5		

## Coates Primary School

The Fold, Coates, Whittlesey, PE7 2BP

☎ 01733 840527

School Code	2065	Age Range	4 – 11
PAN for 2018	30	School Type	Community

**Catchment Area:** Coates and Eastrea villages and the surrounding area, east to Goosetree Estate, north of the 20' river, south to the river Nene, and west to 384 Eastrea Road, Whittlesey. Turves village and the surrounding area including Plantation Farm (Benwick) Angle Bridge, Cock Bank, Burnt House Drove, Quakers Drove, Beggars Bridge Farm and Duncombes Road (south of the 20' river)

**Oversubscription Criteria:** Please see page 61.

	1 <sup>st</sup>	2 <sup>nd</sup>	3 <sup>rd</sup>
No. of Preferences received	28	5	2
No. of places allocated	29		
Criterion allocated to	6		
No. of appeals heard	0		

## Elm C of E Primary School

Main Road, Elm, Wisbech, PE14 0AG

☎ 01945 860295

School Code	3046	Age Range	4 – 11
PAN for 2018	30	School Type	Academy

**Catchment Area:** Elm village and surrounding area bounded by the county border in the east, the A47 Wisbech bypass in the north (excluding the New Bridge Lane Caravan site) to the rail crossing, the railway in the west, in the south of the Elm parish boundary including Begdale.

### Oversubscription Criteria:

Children who have a statement of special educational needs that names the school will be admitted.

NB. Those children with a statement of special educational needs that does not name the school will be referred to SAT to determine an appropriate place.

1. Children in Care, also known as Looked After Children (LAC), and children who were looked after but ceased to be so by reason of adoption, a child arrangement order (resident order) or special guardianship order;
2. Children living in the catchment area with a sibling at the school at the time of admission;
3. Children living in the catchment area;
4. Children living outside the catchment area who have a sibling at the school at the time of admission;
5. Children living outside the catchment area who have applied and been unable to gain a place at their Cambridgeshire catchment area school because of oversubscription;
6. Children who live outside the catchment area, but nearest the school as measured by a straight line.

**In cases of equal merit in each set of criteria, priority will go to children living nearest the school as measured by a straight line. Please refer to the Glossary of Terms on page 136 for further information.**

	1 <sup>st</sup>	2 <sup>nd</sup>	3 <sup>rd</sup>
No. of Preferences received	29	12	4
No. of places allocated	30		
Criterion allocated to	6		
No. of appeals heard	0		

# Elm Road Primary School

Elm Road, Wisbech, PE13 2TB

☎ 01945 584591

School Code	2092	Age Range	4 – 11
PAN for 2018	30	School Type	Academy

**Catchment Area:** The area of Wisbech east of the River Nene bounded to the north by Freedom Bridge and Churchill Road, to the east by the western side of Churchill Road and Elm High Road to the Norfolk border and including Elm Low Road to the junction of Low Road, Elm the north end of Halfpenny Lane, Newbridge Lane, Redmoor Lane (west end), Broad Drove, Crooked Bank, Chalk Lane and Nettle Bank.

## Oversubscription Criteria:

When the Academy is oversubscribed, after the admission of Children with Statements of Special Educational Needs (SEN) / Education, Health and Care plan (EHCP) where the Academy is named, priority for admission will be given to those children who meet the criteria set out below:

- a) A 'looked after child' or a child who was previously looked after but immediately after being looked after became subject to an adoption, child arrangements, or special guardianship order. A looked after child is a child who is a) looked after by a local authority or b) being provided with accommodation by a local authority in their exercise of their social services functions, in accordance with section 22 (1) of the Children Act 1989. *Details of eligibility must be supplied by the allocated social worker or foster carer.*
- b) Children for whom it is essential to be admitted to the Academy because of special circumstances do with significant medical or social needs, which relate to the child or an immediate member of the child's family. Applications must be supported by medical evidence from a GP or hospital consultant, social worker or similar professional.
  - i. *The supporting evidence should set out the particular reason why the Academy is the most suitable and the difficulties that would be caused if the child had to attend another School. This evidence must be sent to the Academy by the application closing date, for the applicant to be considered under this criterion.*
- c) Children who, on the date of application, have a sibling (i.e. a natural brother or sister, or a half brother or sister, or a legally adopted brother or sister or half-brother or sister, or step brother or sister) who is living with them at the same address and on roll of the Academy.
- d) Children of staff, where the member of staff has been employed by the Academy for 2 or more years at the time of application, or the member of staff was recruited to fill a vacant post for which there is a demonstrable skill shortage.
- e) Children living nearest the Academy within the catchment area of Wisbech east of the River Nene bounded to the north by Freedom Bridge and Churchill Road, to the east by the western side of Churchill Road and Elm High Road to the Norfolk border and including Elm Low Road to the junction of Low Road, Elm, the north end of Halfpenny Lane, Newbridge Lane, Redmoor Lane (west end), Broad Drove, Crooked Bank, Chalk Lane and Nettle Bank.
- f) Children living nearest the Academy outside of the catchment area.

**In cases of equal merit in each set of criteria, applicants will be considered under the tie-break process - see school admissions policy 18/19 on their website for further details. Please refer to the Glossary of Terms on page 136 for further information.**

	1 <sup>st</sup>	2 <sup>nd</sup>	3 <sup>rd</sup>
No. of Preferences received	58	28	15
No. of places allocated	30		
Criterion allocated to	3		
No. of appeals heard	5		

## Friday Bridge Primary School

Maltmas Drove, Friday Bridge, Wisbech, PE14 0HW

☎ 01945 860220

School Code		2068	Age Range	4 – 11
PAN for 2018		17	School Type	Community

**Catchment Area:** Friday Bridge village, and surrounding area including; Chain Bridge north of Gravel House; Coldham; Stags Holt; Laddus Drove; Needham Bank Jew House Cottages (Belt Drove); Long Drove; Waldersea and Fridaybridge Road North to Back Road.

**Oversubscription Criteria:** Please see page 61.

	1 <sup>st</sup>	2 <sup>nd</sup>	3 <sup>rd</sup>
No. of Preferences received	9	11	4
No. of places allocated	10		
Criterion allocated to	4		
No. of appeals heard	0		

## Glebelands Primary School

Farriers Gate, Chatteris, PE16 6EZ

☎ 01354 695915

School Code	2448	Age Range	4 – 11
PAN for 2018	60	School Type	Academy

**Catchment Area:** The east side of Chatteris to include New Road and all distributor roads to its junction with High Street, east side of High Street south of New Road to the fork of Wood Street/Wenny Road, Wenny Road, Wenny Estate and Cricketers Way Estate.

### Oversubscription Criteria:

Children who have a statement of special educational needs that names the school will be admitted.

NB. Those children with a statement of special educational needs that does not name the school will be referred to SAT to determine an appropriate place.

1. Children in Care, also known as Looked After Children (LAC), and children who were looked after but ceased to be so by reason of adoption, a child arrangement order (resident order) or special guardianship order;
2. Children living in the catchment area with a sibling at the school at the time of admission;
3. Children living in the catchment area;
4. Children living outside the catchment area who have a sibling at the school at the time of admission;
5. Children living outside the catchment area who have applied and been unable to gain a place at their Cambridgeshire catchment area school because of oversubscription;
6. Children who live outside the catchment area, but nearest the school as measured by a straight line.

**In cases of equal merit in each set of criteria, priority will go to children living nearest the school as measured by a straight line. Please refer to the Glossary of Terms on page 136 for further information.**

	1 <sup>st</sup>	2 <sup>nd</sup>	3 <sup>rd</sup>
No. of Preferences received	49	29	6
No. of places allocated	53		
Criterion allocated to	6		
No. of appeals heard	1		

## Gorefield Primary School

69 High Road, Gorefield, Wisbech, PE13 4NB

☎ 01945 870321

School Code	2069	Age Range	4 – 11
PAN for 2018	17	School Type	Community

**Catchment Area:** Gorefield village and surrounding area north to North Level Main Drain and Fitton End; west to include Harold Bridge and as far but not including Seeley's Lane; south to but not including Leverington Common; east to but not including Mays Lane.

**Oversubscription Criteria:** Please see page 61.

	1 <sup>st</sup>	2 <sup>nd</sup>	3 <sup>rd</sup>
No. of Preferences received	18	15	6
No. of places allocated	14		
Criterion allocated to	4		
No. of appeals heard	1		

## Guyhirn C of E Primary School

High Road, Guyhirn, Wisbech, PE13 4ED

☎ 01945 450247

School Code	3056	Age Range	4 – 11
PAN for 2018	12	School Type	Academy

**Catchment Area:** Guyhirn village and the surrounding area including Thorney Toll, Turf Fen Caravan Site, Bishops Lands Drove, Gull Drove, Plash Drove, Folly's Drove, Tholomas Drove, Mouth (Mouse) Land, North Brink to Cold Harbour Corner, Rings End, Black Drove and Nene Way up to but not including Cold Harbour Corner.

**Oversubscription Criteria:**

Children who have a statement of special educational needs that names the school will be admitted.

NB. Those children with a statement of special educational needs that does not name the school will be referred to SAT to determine an appropriate place.

1. Children in Care, also known as Looked After Children (LAC), and children who were looked after but ceased to be so by reason of adoption, a child arrangement order (resident order) or special guardianship order;
2. Children living in the catchment area with a sibling at the school at the time of admission;
3. Children living in the catchment area;
4. Children living outside the catchment area who have a sibling at the school at the time of admission;
5. Children living outside the catchment area who have applied and been unable to gain a place at their Cambridgeshire catchment area school because of oversubscription;
6. Children who live outside the catchment area, but nearest the school as measured by a straight line.

**In cases of equal merit in each set of criteria, priority will go to children living nearest the school as measured by a straight line. Please refer to the Glossary of Terms on page 136 for further information.**

### Guyhirn C of E Primary School

	1 <sup>st</sup>	2 <sup>nd</sup>	3 <sup>rd</sup>
No. of Preferences received	10	1	1
No. of places allocated	10		
Criterion allocated to	6		
No. of appeals heard	0		

## Kinderley Primary School

Church Lane, Tydd St Giles, Wisbech, PE13 5LG

☎ 01945 870374

School Code	2331	Age Range	2 – 11
PAN for 2018	13	School Type	Community

**Catchment Area:** Tydd St Giles village and the surrounding area bounded by the Lincolnshire border to the west and north and by the North Level Main Drain to the south and east. Newton village and the surrounding area bounded in the west by Block Drove; in the north by the North Level Main Drain to the Lincolnshire and Norfolk borders; and in the south by, and including Ferry Lane, Sutton Road, to and including Littler Ramper and thereafter south to, but not including, Fitton End. The catchment area also includes Foul Anchor, Four Gotes and Fenland area of Tydd Gote.

**Oversubscription Criteria:** Please see page 61.

	1 <sup>st</sup>	2 <sup>nd</sup>	3 <sup>rd</sup>
No. of Preferences received	8	1	3
No. of places allocated	9		
Criterion allocated to	4		
No. of appeals heard	0		

## Kingsfield Primary School

Burnsfield Street, Chatteris, PE16 6ET

☎ 01354 692323

School Code	2026	Age Range	2 – 11
PAN for 2018	60	School Type	Academy

\*Additional places were offered under legitimate infant class size exceptions.

**Catchment Area:** This school does not have a geographical catchment area.

### Oversubscription Criteria:

Children who have a statement of special educational needs or an Education, Health and Care Plan (EHCP) that names Kingsfield Primary School will be admitted. NB: Those children with a statement of special educational needs or EHCP that does not name the school will be referred to the LA SEN Team to determine an appropriate place.

Children who have a statement of special educational or an EHCP fall outside the ordinary admissions system and therefore do not feature within the oversubscription criteria.

In the event of a year group being oversubscribed, and after the admission of pupils with a Statement of Special Educational Needs or an EHCP where the school is named, priority for admission will be given to those children who meet the criteria set out below, in order:-

- A: A 'looked after child' or child who was previously looked after but immediately after being looked after became subject to an adoption, child arrangements, or special guardianship order. A looked after child is a child who is (a) in the care of a local authority, or (b) being provided with accommodation by a local authority in the exercise of its social services functions (see definition in section 22(1) of the Children Act 1989).
- B: Children with a sibling attending the school at the time of application who is reasonably expected to still be attending the school at the proposed time of admission
- C: Other children by distance from the school with priority for admission being given to those who live nearest to the school as measured by a straight line.

**In cases of equal merit in each set of criteria, priority will go to children living nearest the school as measured by a straight line. Please refer to the Glossary of Terms on page 136 for further information.**

	1 <sup>st</sup>	2 <sup>nd</sup>	3 <sup>rd</sup>
No. of Preferences received	65	9	0
No. of places allocated	61*		
Criterion allocated to	3		
No. of appeals heard	2		

## Leverington Primary Academy

104 Church Road, Leverington, Wisbech, PE13 5DE

☎ 01945 584915

<b>School Code</b>	<b>2072</b>	<b>Age Range</b>	<b>4 – 11</b>
<b>PAN for 2018</b>	<b>30</b>	<b>School Type</b>	<b>Academy</b>

**Catchment Area:** Leverington village and the surrounding area bounded by a line following but excluding Little Dowgate from Dowgate Road to Sutton Road, north along but excluding Sutton Road to Parson Drove Lane, east to the River Nene, north to the south side of Ferry Lane, west along, but excluding Ferry Lane, west to exclude Little Ramper, south along and to include Roman Bank to its junction with Fitton End, west to exclude Fitton End Road, south to exclude Park Lane, south to include May's Lane, west to include Leverington Common as far as Barretts Bridge, south east to exclude Panswell Lane but to include Gadds Lane, north east to Dowgate Road at the junction with Little Dowgate.

### Oversubscription Criteria:

Children who have a statement of special educational needs that names the school will be admitted.

NB. Those children with a statement of special educational needs that does not name the school will be referred to SAT to determine an appropriate place.

1. Children in Care, also known as Looked After Children (LAC), and children who were looked after but ceased to be so by reason of adoption, a child arrangement order (resident order) or special guardianship order;
2. Children living in the catchment area with a sibling at the school at the time of admission.
3. Children living in the catchment area.
4. Children living outside the catchment area who have a sibling at the school at the time of admission.
5. Children living outside the catchment area who have applied and been unable to gain a place at their Cambridgeshire catchment area school because of oversubscription;
6. Children who live outside the catchment area, but nearest the school as measured by a straight line.

**In cases of equal merit in each set of criteria, priority will go to children living nearest the school as measured by a straight line. Please refer to the Glossary of Terms on page 136 for further information.**

	<b>1<sup>st</sup></b>	<b>2<sup>nd</sup></b>	<b>3<sup>rd</sup></b>
<b>No. of Preferences received</b>	<b>30</b>	<b>20</b>	<b>4</b>
<b>No. of places allocated</b>	<b>30</b>		
<b>Criterion allocated to</b>	<b>6</b>		
<b>No. of appeals heard</b>	<b>2</b>		

## Lionel Walden Primary School

High Street, Doddington, March, PE15 0TF

☎ 01354 740405

<b>School Code</b>	<b>2066</b>	<b>Age Range</b>	<b>4 – 11</b>
<b>PAN for 2018</b>	<b>30</b>	<b>School Type</b>	<b>Community</b>

**Catchment Area:** Doddington village and the surrounding area including Carters Bridge, Primrose Hill, Benwick Road, School Lane, Brickmakers Arms Lane and bounded on the south by the 40' Bank on the east by the 16' Bank.

**Oversubscription Criteria:** Please see page 61.

	<b>1<sup>st</sup></b>	<b>2<sup>nd</sup></b>	<b>3<sup>rd</sup></b>
<b>No. of Preferences received</b>	<b>31</b>	<b>16</b>	<b>10</b>
<b>No. of places allocated</b>	<b>30</b>		
<b>Criterion allocated to</b>	<b>6</b>		
<b>No. of appeals heard</b>	<b>0</b>		

## Manea Community Primary School

☎ 01354 680293

Station Road, Manea, March, PE15 0HA

School Code	2075	Age Range	4 – 11
PAN for 2018	30	School Type	Community

\* Additional places were offered to meet catchment need.

**Catchment Area:** Manea village and the surrounding area east of the 16' Bank and north of the 40' Bank to the Manea Fifties in the north and the Fenland District boundary in the east

**Oversubscription Criteria:** Please see page 61.

	1 <sup>st</sup>	2 <sup>nd</sup>	3 <sup>rd</sup>
No. of Preferences received	26	4	0
No. of places allocated	27		
Criterion allocated to	6		
No. of appeals heard	0		

## Murrow Primary School

☎ 01945 700357

Murrow Bank, Murrow, Wisbech, PE13 4HD

School Code	2053	Age Range	4 – 11
PAN for 2018	15	School Type	Academy

**Catchment Area:** Murrow village and the surrounding area; bounded in the East by Seadyke Road but including Murrow Lane to the junction with Tholomas Drove; in the south by and including Cants Drove; in the west by but not including Bishops Land Drove and Long Drove (Parsons Drove Fen); in the north by the Parsons Drove village boundary excluding Silver Lane north of the Pigeons crossroads.

### Oversubscription Criteria:

Children who have a statement of special educational needs that names the school will be admitted.

NB. Those children with a statement of special educational needs that does not name the school will be referred to SAT to determine an appropriate place.

1. Children in Care, also known as Looked After Children (LAC), and children who were looked after but ceased to be so by reason of adoption, a child arrangement order (resident order) or special guardianship order;
2. Children living in the catchment area with a sibling at the school at the time of admission.
3. Children living in the catchment area.
4. Children living outside the catchment area who have a sibling at the school at the time of admission.
5. Children living outside the catchment area who have applied and been unable to gain a place at their Cambridgeshire catchment area school because of oversubscription.
6. Children who live outside the catchment area, but nearest the school as measured by a straight line.

**In cases of equal merit in each set of criteria, priority will go to children living nearest the school as measured by a straight line. Please refer to the Glossary of Terms on page 136 for further information.**

	1 <sup>st</sup>	2 <sup>nd</sup>	3 <sup>rd</sup>
No. of Preferences received	15	10	3
No. of places allocated	15		
Criterion allocated to	6		
No. of appeals heard	0		

## Nene Infant and Nursery School

☎ 01945 583907

Norwich Road, Wisbech, PE13 2AP

School Code	2022	Age Range	4 – 7
PAN for 2018	90	School Type	Academy

The Pan for 2017-18 was 60.



**Catchment Area:** That area of Wisbech enclosed in the west by the east side of Churchill Road and Elm High Road; in the south and east by the Norfolk border, and in the north Lynn Road even numbers to 96, to the junction of Clarkson Avenue; Clarkson Avenue, Staithe Road and Stow Road numbers 81 and upwards.

#### **Oversubscription Criteria:**

When the Academy is oversubscribed, after the admission of Children with Statements of Special Educational Needs (SEN) / Education, Health and Care plan (EHCP) where the Academy is named, priority for admission will be given to those children who meet the criteria set out below:

- a) A 'looked after child' or a child who was previously looked after but immediately after being looked after became subject to an adoption, child arrangements, or special guardianship order. A looked after child is a child who is a) looked after by a local authority or b) being provided with accommodation by a local authority in their exercise of their social services functions, in accordance with section 22 (1) of the Children Act 1989. *Details of eligibility must be supplied by the allocated social worker or foster carer.*
- b) Children for whom it is essential to be admitted to the Academy because of special circumstances to do with significant medical or social needs, which relate to the child or an immediate member of the child's family. Applications must be supported by medical evidence from a GP or hospital consultant, social worker or similar professional.
  - ii. *The supporting evidence should set out the particular reason why the Academy is the most suitable and the difficulties that would be caused if the child had to attend another School. This evidence must be sent to the Academy by the application closing date, for the applicant to be considered under this criterion.*
- c) Children who, on the date of application, have a sibling (i.e. a natural brother or sister, or a half brother or sister, or a legally adopted brother or sister or half-brother or sister, or step brother or sister) who will be living with them at the same address and on roll of the Academy or Ramnoth Junior School (**RJS**).
- d) Children of staff, where the member of staff has been employed by the Nene Infant & Nursery School and Ramnoth Junior School Federation for 2 or more years at the time of application, or the member of staff was recruited to fill a vacant post for which there is a demonstrable skill shortage.
- e) Children living nearest the Academy within the catchment area of Wisbech enclosed in the west by the east side of Churchill Road and Elm High Road; in the south and east by the Norfolk border; and in the north even numbers to 96 Lynn Road, to the junction of Clarkson Avenue, Clarkson Avenue, Staithe Road and Stow Road numbers 81 and upwards.

*Please note the correct catchment area includes even numbers to 96 Lynn Road and not odd numbers to 96 Lynn Road as previously published.*

- f) Children living nearest to the Academy outside of the catchment area.

**In cases of equal merit in each set of criteria, applicants will be considered under the tie-break process - see school admissions policy 18/19 on their website for further details. Please refer to the Glossary of Terms on page 136 for further information.**

	1 <sup>st</sup>	2 <sup>nd</sup>	3 <sup>rd</sup>
<b>No. of Preferences received</b>	<b>51</b>	<b>33</b>	<b>17</b>
<b>No. of places allocated</b>	<b>60</b>		
<b>Criterion allocated to</b>	<b>6</b>		
<b>No. of appeals heard</b>	<b>0</b>		

## **New Road Primary School**

**New Road, Whittlesey, PE7 1SZ**

**☎ 01733 204422**

<b>School Code</b>	<b>2088</b>	<b>Age Range</b>	<b>4 – 11</b>
<b>PAN for 2018</b>	<b>30</b>	<b>School Type</b>	<b>Academy</b>

**Catchment Area:** That area of Whittlesey bounded by the south side of Eastrea Road to the junction of Inhams Road; the east side of Inhams Road to the junction with Eastgate; the south side of Eastgate and Market Street; and east of a line drawn south from but not including St Mary's Street and Turners Lane to Flag Fen in the south

**Oversubscription Criteria:**

Children who have a statement of special educational needs that names the school will be admitted.

NB. Those children with a statement of special educational needs that does not name the school will be referred to SAT to determine an appropriate place.

1. Children in Care, also known as Looked After Children (LAC), and children who were looked after but ceased to be so by reason of adoption, a child arrangement order (resident order) or special guardianship order;
2. Children living in the catchment area with a sibling at the school at the time of admission.
3. Children living in the catchment area.
4. Children living outside the catchment area who have a sibling at the school at the time of admission.
5. Children living outside the catchment area who have applied and been unable to gain a place at their Cambridgeshire catchment area school because of oversubscription.
6. Children who live outside the catchment area, but nearest the school as measured by a straight line.

**In cases of equal merit in each set of criteria, priority will go to children living nearest the school as measured by a straight line. Please refer to the Glossary of Terms on page 136 for further information.**

	1 <sup>st</sup>	2 <sup>nd</sup>	3 <sup>rd</sup>
<b>No. of Preferences received</b>	<b>21</b>	<b>18</b>	<b>21</b>
<b>No. of places allocated</b>	<b>21</b>		
<b>Criterion allocated to</b>	<b>6</b>		
<b>No. of appeals heard</b>	<b>0</b>		

## Orchards C of E Primary School

Cherry Road, Wisbech, PE13 3NP

☎ 01945 583799

<b>School Code</b>	<b>3885</b>	<b>Age Range</b>	<b>2 – 11</b>
<b>PAN for 2018</b>	<b>90</b>	<b>School Type</b>	<b>Academy</b>

**Catchment Area:** The area of Wisbech enclosed by River Nene in the west; Lynn Road odd numbers to county boundary in the south and east; and the Norfolk boundary in the north.

**Oversubscription Criteria:**

Children who have a statement of special educational needs that names the school will be admitted.

NB. Those children with a statement of special educational needs that does not name the school will be referred to SAT to determine an appropriate place.

1. Children in Care, also known as Looked After Children (LAC), and children who were looked after but ceased to be so by reason of adoption, a child arrangement order (resident order) or special guardianship order;
2. Children living in the catchment area with a sibling at the school at the time of admission;
3. Children living in the catchment area;
4. Children living outside the catchment area who have a sibling at the school at the time of admission;
5. Children living outside the catchment area who have applied and been unable to gain a place at their Cambridgeshire catchment area school because of oversubscription;
6. Children who live outside the catchment area, but nearest the school as measured by a straight line.

**In cases of equal merit in each set of criteria, priority will go to children living nearest the school as measured by a straight line. Please refer to the Glossary of Terms on page 136 for further information.**

	1 <sup>st</sup>	2 <sup>nd</sup>	3 <sup>rd</sup>
<b>No. of Preferences received</b>	<b>31</b>	<b>4</b>	<b>11</b>
<b>No. of places allocated</b>	<b>39</b>		
<b>Criterion allocated to</b>	<b>6</b>		
<b>No. of appeals heard</b>	<b>0</b>		

## The Park Lane Primary and Nursery School

☎ 01733 203433

Park Lane, Whittlesey, PE7 1JB

School Code	5201	Age Range	3 – 11
PAN for 2018	60	School Type	Academy

**Catchment Area:** Comprising the West of Whittlesey bordered by the west side of East Delph, Orchard Street, Broad Street, the south side of Market Street up to, and included, St Mary's Street. This also includes Pondersbridge as far south as the river and King's Dyke as far as Horsey Toll.

### Oversubscription Criteria:

Children who have a statement of special educational needs that names the school will be admitted.

NB. Those children with a statement of special educational needs that does not name the school will be referred to SAT to determine an appropriate place.

1. Children in Care, also Looked After Children (LAC), and children who were looked after but ceased to be so by reason of adoption, a child arrangement order (resident order) or special guardianship order;
2. The child resides in the Park Lane Catchment Area with a sibling attending the school at time of admission
3. The child resides in the Park Lane Catchment Area.
4. The child does not reside in the Park Lane Catchment area but has a sibling attending the school at the time of admission.
5. The child does not reside in the Catchment Area.

**In cases of equal merit in each set of criteria, priority will go to children living nearest the school as measured by a straight line. Please refer to the Glossary of Terms on page 136 for further information.**

	1 <sup>st</sup>	2 <sup>nd</sup>	3 <sup>rd</sup>
No. of Preferences received	61	31	13
No. of places allocated	60		
Criterion allocated to	5		
No. of appeals heard	1		

## Peckover Primary School

☎ 01945 584741

Leverington Road, Wisbech, PE13 1PJ

School Code	2094	Age Range	4 – 11
PAN for 2018	60	School Type	Academy

**Catchment Area:** The area of Wisbech enclosed by River Nene in the east; by Mile Tree Lane in the south; by Barton Road, Gadds Lane and Leverington Road in the west (but not including either Barton Road from Panswell Lane to Gadds Lane or Gadds Lane north of the old Borough boundary of Leverington Common west of the Rising Sun, or Dowgate Road from east of the Rising Sun to the junction of Little Dowgate), Dowgate Road up to and including Little Dowgate, and Sutton Road up to and south of a line drawn from the junction of Parson Drove Lane to River Nene in the north.

### Oversubscription Criteria:

Children who have a statement of special educational needs that names the school will be admitted.

NB. Those children with a statement of special educational needs that does not name the school will be referred to SAT to determine an appropriate place.

1. Children in Care, also known as Looked after Children (LAC), and children who were looked after but ceased to be so by reason of adoption, a child arrangement order (resident order) or special guardianship order;
2. Children living in the catchment area with a sibling at the school at the time of admission.
3. Children of staff where that member of staff has been employed at the school for two or more years at the time at which the application for admission to the school is made, and/or the member of staff is recruited to fill a vacant post for which there is a demonstrable skill shortage in the area.
4. Children living in the catchment area;
5. Children living outside the catchment area who have a sibling at the school at the time of admission.
6. Others.

In cases of equal merit in each set of criteria, priority will go to children living nearest the school as measured by a straight line. Please refer to the Glossary of Terms on page 136 for further information.

	1 <sup>st</sup>	2 <sup>nd</sup>	3 <sup>rd</sup>
No. of Preferences received	33	17	11
No. of places allocated	50		
Criterion allocated to	6		
No. of appeals heard	0		

## Ramnoth Junior School

Ramnoth Road, Wisbech, PE13 2JB

☎ 01945 583690

School Code	2020	Age Range	7 – 11
PAN for 2018	64	School Type	Academy

**Catchment Area:** The area of Wisbech enclosed in the west by the east side of Churchill Road and Elm High Road; in the south and east by the Norfolk border; and in the north even numbers up to 96 Lynn Road to the junction of Clarkson Avenue, Staithe Road and Stow Road numbers 81 upwards.

### Oversubscription Criteria:

When the Academy is oversubscribed, after the admission of Children with Statements of Special Educational Needs (SEN) / Education, Health and Care plan (EHCP) where the Academy is named, priority for admission will be given to those children who meet the criteria set out below:

- a) A 'looked after child' or a child who was previously looked after but immediately after being looked after became subject to an adoption, child arrangements, or special guardianship order. A looked after child is a child who is a) looked after by a local authority or b) being provided with accommodation by a local authority in their exercise of their social services functions, in accordance with section 22 (1) of the Children Act 1989. *Details of eligibility must be supplied by the allocated social worker or foster carer.*
- b) Children who attend Nene Infant and Nursery School.
- c) Children for whom it is essential to be admitted to the Academy because of special circumstances to do with significant medical or social needs, which relate to the child or an immediate member of the child's family. Applications must be supported by medical evidence from a GP or hospital consultant, social worker or similar professional.
  - i. *The supporting evidence should set out the particular reason why the Academy is the most suitable and the difficulties that would be caused if the child had to attend another school. This evidence must be sent to the Academy by the application closing date, for the applicant to be considered under this criterion.*
- d) Children who, on the date of application, have a sibling (i.e. a natural brother or sister, or a half brother or sister, or a legally adopted brother or sister or half-brother or sister, or step brother or sister) who will be living with them at the same address and on roll of the Academy or Nene Infant & Nursery School (NINS).
- e) Children of staff, where the member of staff has been employed by the Nene Infant & Nursery School and Ramnoth Junior School Federation for 2 or more years at the time of application, or the member of staff was recruited to fill a vacant post for which there is a demonstrable skill shortage.
- f) Children living nearest the Academy within the catchment area of Wisbech enclosed in the west by the east side of Churchill Road and Elm High Road; in the south and east by the Norfolk border; and in the north even numbers to 96 Lynn Road, to the junction of Clarkson Avenue, Clarkson Avenue, Staithe Road and Stow Road numbers 81 and upwards.

*Please note the correct catchment area includes even number to 96 Lynn Road and not odd numbers to 96 Lynn Road as previously published*

- g) Children living nearest to the Academy outside of the catchment area.

In cases of equal merit in each set of criteria, applicants will be considered under the tie-break process - see school admissions policy 18/19 on their website for further details. Please refer to the Glossary of Terms on page 136 for further information.

	1 <sup>st</sup>	2 <sup>nd</sup>	3 <sup>rd</sup>
No. of Preferences received	59	9	0
No. of places allocated	59		
Criterion allocated to	10		
No. of appeals heard			

## St Peter's C of E Junior School

☎ 01945 583570

Trafford Road, Wisbech, PE13 2ES

School Code	2032	Age Range	7 – 11
PAN for 2018	70	School Type	Academy

**Catchment Area:** The area of Wisbech enclosed by but not including Clarkson Avenue in the south; Lynn Road, even numbers 100 and above to the Norfolk border in the west and north; and by the Norfolk border to and including Chapnall Road and roads leading off: Stow Road numbers 1–80; and the roads north of Staithe Road but not including Staithe Road and by agreement the school also serves the north side of East Walsoken.

### Oversubscription Criteria:

Children who have a statement of special educational needs that names the school will be admitted.

NB. Those children with a statement of special educational needs that does not name the school will be referred to SAT to determine an appropriate place.

- Children in Care, also Looked After Children (LAC), and children who were looked after but ceased to be so by reason of adoption, a child arrangement order (resident order) or special guardianship order;
- Children of regular worshippers of the Church of England who live in the catchment area **The Governors would need a letter of confirmation from the incumbent that the applicant is a regular worshipper.**
- Children living in the catchment area with a sibling at the school (or a partner infant school) at the time of admission;
- Children living in the catchment area;
- Children living outside the catchment area who have a sibling at the school (or a partner infant school) at the time of admission;
- Children living outside the catchment area who have applied and been unable to gain a place at their Cambridgeshire catchment area school because of oversubscription.
- Children living outside the catchment area, but nearest the school according to the shortest straight line distance.

In cases of equal merit priority will go to children living nearest the school by shortest straight line distance. Please refer to the Glossary of Terms on page 136 for further information.

	1 <sup>st</sup>	2 <sup>nd</sup>	3 <sup>rd</sup>
No. of Preferences received	64	2	0
No. of places allocated	63		
Criterion allocated to	7		
No. of appeals heard	1		

## Thomas Eaton Primary School

☎ 01354 740392

Church Street, Wimblington, March, PE15 0QS

School Code	2050	Age Range	4 – 11
PAN for 2018	30	School Type	Academy

**Catchment Area:** Wimblington village and the surrounding area including Stonea, Hook, Latches Fen, Common Drove, Block Fen Drove, March Road, Blue Lane and Doddington Road

### Oversubscription Criteria:

Children who have a statement of special educational needs that names the school will be admitted.

NB. Those children with a statement of special educational needs that does not name the school will be referred to SAT to determine an appropriate place.

1. Children in Care, also known as Looked After Children (LAC), and children who were looked after but ceased to be so by reason of adoption, a child arrangement order (resident order) or special guardianship order;
2. Children living in the catchment area with a sibling at the school at the time of admission;
3. Children living in the catchment area;
4. Children living outside the catchment area who have a sibling at the school at the time of admission;
5. Children living outside the catchment area who have applied and been unable to gain a place at their Cambridgeshire catchment area school because of oversubscription;
6. Children who live outside the catchment area, but nearest the school as measured by a straight line.

In cases of equal merit in each set of criteria, priority will go to children living nearest the school as measured by a straight line. Please refer to the Glossary of Terms on page 136 for further information.

	1 <sup>st</sup>	2 <sup>nd</sup>	3 <sup>rd</sup>
No. of Preferences received	17	6	4
No. of places allocated	17		
Criterion allocated to	6		
No. of appeals heard	0		

## Townley Primary School

Crown Road, Christchurch, Wisbech, PE14 9NA

☎ 01354 638229

School Code	2064	Age Range	2 – 11
PAN for 2018	15	School Type	Community

The PAN for 2017-18 was 12.

**Catchment Area:** Christchurch village and the surrounding area north to Euximoor Fen and Pophams Eau; south to Upwell Fen, including Well Fen Farm, Exmoor Grange and the 16 Foot Bank south to Bedlam Bridge and east to the Fenland District boundary.

**Oversubscription Criteria:** Please see page 61.

	1 <sup>st</sup>	2 <sup>nd</sup>	3 <sup>rd</sup>
No. of Preferences received	7	2	0
No. of places allocated	7		
Criterion allocated to	4		
No. of appeals heard	0		

## Westwood Community Primary School

Maple Grove, March, PE15 8JT

☎ 01354 653033

School Code	2079	Age Range	4-11
PAN for 2018	120	School Type	Community

**Catchment Area:** River Nene along the railway line to Creek Road, south of Creek Road to its junction with St John's Road, the south of side of St John's Road, west side of Station Road, the south side of County Road, the west side of Robin Goodfellow's Lane, the west side of Lime Grove, to the north side of Norwood Road from the rail crossing to the west side of Elm Road to the Twenty Food Road (not including Chain Bridge north from Gravel House); south along the Twenty Food Road to Hobbs Lot including Graysmoor Cottages and on the West Fen from Infields Farm, Australia Farm in Whitemoor to the west.

**Oversubscription Criteria:** Please see page 61.

	1 <sup>st</sup>	2 <sup>nd</sup>	3 <sup>rd</sup>
No. of Preferences received	93	39	13
No. of places allocated	104		
Criterion allocated to	6		
No. of appeals heard	0		

## Wisbech St Mary C of E Academy

Church Road, Wisbech St Mary, Wisbech, PE13 4RJ

☎ 01945 410312

School Code	2040	Age Range	4 – 11
PAN for 2018	30	School Type	Academy

**Catchment Area:** Wisbech St Mary village and the surrounding area bounded in the north by but not including Mile Tree Lane, Barton Road to the junction with Gadds Lane and Panswell Lane to Barrets Bridge, including Bartons Farm. From Barrets Bridge along White Engine Drain including Highside Road, Seadyke Bank to the junction with Murrow Lane. In the south, bounded by, but not including Mouse (Mouth) Lane, but including the northern end of Gaul Drove and Bunkers Hill. In the east by the River Nene from Cold Harbour Lane to Mile Tree Lane.

### Oversubscription Criteria:

Children who have a statement of special educational needs that names the school will be admitted.

NB. Those children with a statement of special educational needs that does not name the school will be referred to SAT to determine an appropriate place.

1. Children in Care, also known as Looked After Children (LAC), and children who were looked after but ceased to be so by reason of adoption, a child arrangement order (resident order) or special guardianship order;
2. Children living in the catchment area<sup>1</sup> with a sibling at the school<sup>2</sup> at the time of admission; **for definitions of measurement please see the glossary of terms in the County Admissions booklet.**
3. Children living in the catchment area;
4. Children living outside the catchment area who have a sibling at the school at the time of admission.
5. Children living outside the catchment area, but nearest the school according to the shortest straight line distance.

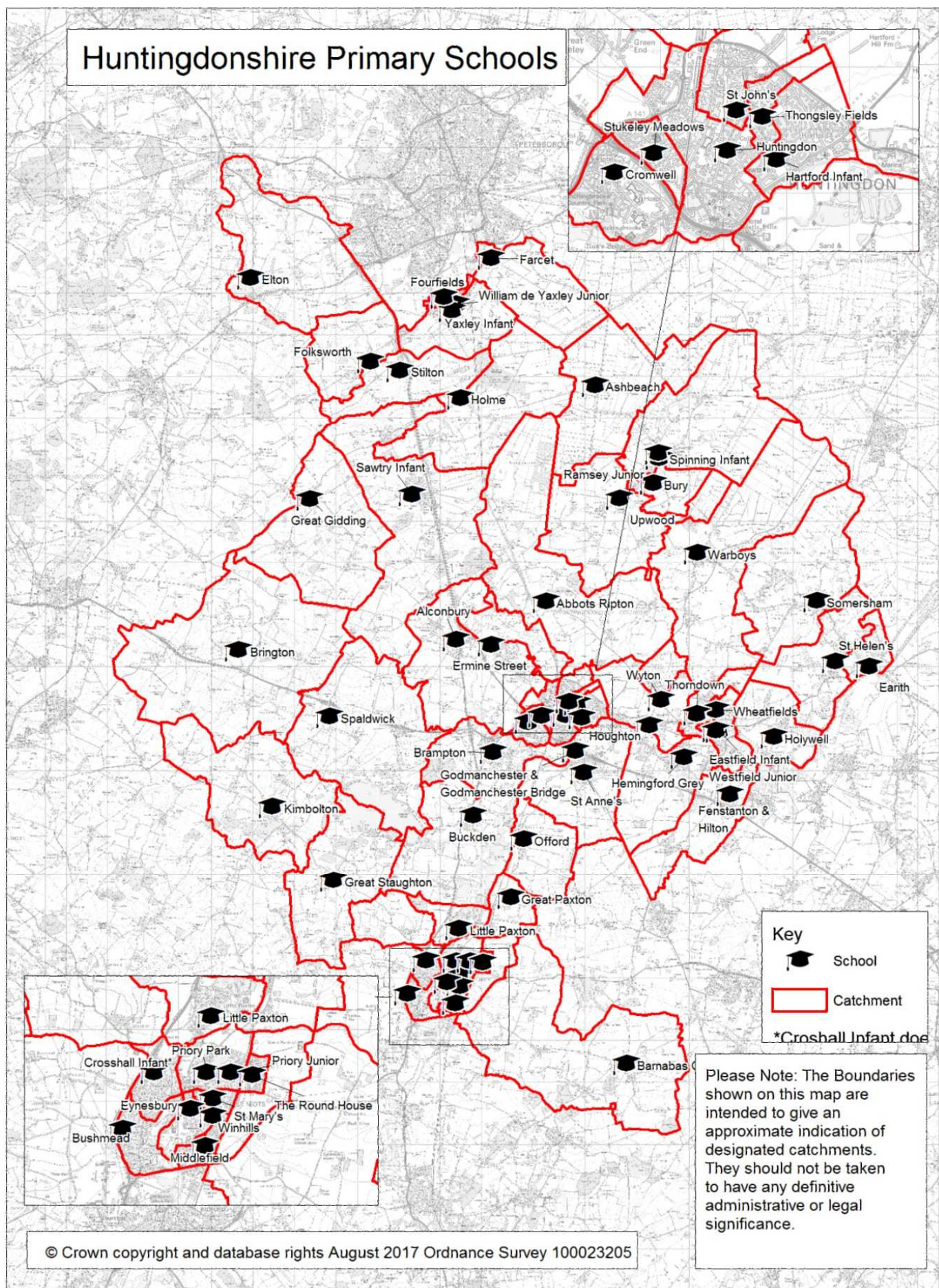
**In cases of equal merit priority will go to children living nearest the school by shortest straight line distance. Please refer to the Glossary of Terms on page 136 for further information.**

1. The home address is defined as the address of the adult with parental responsibility with whom the child normally lives and which applies at the time of application.
2. A sibling is defined as another child of compulsory school age living in the same family home.

	1 <sup>st</sup>	2 <sup>nd</sup>	3 <sup>rd</sup>
No. of Preferences received	22	5	10
No. of places allocated	22		
Criterion allocated to	4		
No. of appeals heard	0		



# Huntingdonshire Primary Schools





# Oversubscription Criteria for Community and Voluntary Controlled schools

## Oversubscription Criteria:

Children who have a statement of special educational needs that names the school will be admitted.

NB. Those children with a statement of special educational needs that does not name the school will be referred to SAT to determine an appropriate place.

1. Children in Care, also known as Looked After Children (LAC), and children who were looked after but ceased to be so by reason of adoption, a child arrangement order (resident order) or special guardianship order;
2. Children living in the catchment area with a sibling at the school at the time of admission;
3. Children living in the catchment area
4. Children living outside the catchment area who have a sibling at the school at the time of admission;
5. Children living outside the catchment area who have applied and been unable to gain a place at their Cambridgeshire catchment area school because of oversubscription.
6. Children who live outside the catchment area, but nearest the school as measured by a straight line.

**In cases of equal merit in each set of criteria, priority will go to children living nearest the school as measured by a straight line. Please refer to the Glossary of Terms on page 136 for further information.**

## Abbots Ripton C of E Primary School

☎ 01487 773318

Wennington Road, Abbots Ripton, Huntingdon, PE28 2LT

School Code	3373	Age Range	4 – 11
PAN for 2018	17	School Type	Voluntary Aided

**Catchment Area:** Wennington, Kings Ripton, Broughton, Abbots Ripton, Wood Walton

## Oversubscription Criteria:

Children who have a statement of special educational needs that names the school will be admitted.

NB. Those children with a statement of special educational needs that does not name the school will be referred to SAT to determine an appropriate place.

1. Children in Care, also Looked After Children (LAC), and children who were looked after but ceased to be so by reason of adoption, a child arrangement order (resident order) or special guardianship order;
2. Children living in the school's catchment area with a sibling (children living in the same home) at the school at the time of admission.
3. Children living in the catchment area who are applying on religious grounds (and whose application is supported by a letter from the leader of the religious community attended by the family.) Applications are welcomed from parents/guardians of children who are members of all churches affiliated to Churches Together in Britain and Ireland. The parents/guardians must be members of the church who practice in accordance with its normal discipline and normally at least monthly.
4. Children living in the catchment area.
5. Children living outside the catchment area with a sibling (children living in the same home) at the school at the time of admission.
6. Children living outside the catchment area who are applying on religious grounds (and whose application is supported by a letter from the leader of the religious community attended by the family.) Applications are welcomed from parents/guardians of children who are members of all churches affiliated to Churches Together in Britain and Ireland. The parents/guardians must be members of the church who practice in accordance with its normal discipline and normally at least monthly.
7. Children living outside the catchment area.

**In cases of equal merit priority will go first to looked after children and then to children living nearest the school by shortest straight line distance. Please refer to the Glossary of Terms on page 136 for further information.**

	1 <sup>st</sup>	2 <sup>nd</sup>	3 <sup>rd</sup>
No. of Preferences received	16	19	8
No. of places allocated	17		
7Criterion allocated to	7		
No. of appeals heard	0		

## Alconbury C of E Primary School

School Lane, Alconbury, Huntingdon, PE28 4EQ

☎ 01480 890341

School Code	3061	Age Range	4 – 11
PAN for 2018	30	School Type	Voluntary Controlled

**Catchment Area:** Alconbury and Alconbury Weston. The villages of Great and Little Stukeley.

**Oversubscription Criteria:** Please see page 81.

	1 <sup>st</sup>	2 <sup>nd</sup>	3 <sup>rd</sup>
No. of Preferences received	25	21	10
No. of places allocated	27		
Criterion allocated to	6		
No. of appeals heard	0		

## Ashbeach Primary School

Ashbeach Drove, Ramsey St Mary's, Huntingdon, PE26 2TG

☎ 01733 844262

School Code	2217	Age Range	4 – 11
PAN for 2018	20	School Type	Community

**Catchment Area:** Ramsey Heights, the area south of the bridge at the junction of the B1095 and B1040 in Pondersbridge, Ramsey Mereside, the parish of Ramsey St Mary's and the B660, Holme Road, east of the Holme parish boundary.

**Oversubscription Criteria:** Please see page 81.

	1 <sup>st</sup>	2 <sup>nd</sup>	3 <sup>rd</sup>
No. of Preferences received	13	4	5
No. of places allocated	13		
Criterion allocated to	3		
No. of appeals heard	0		

## Barnabas Oley C of E Primary School

Little Lane, Middle Street, Great Gransden, Sandy, SG19 3AE

☎ 01767 677294

School Code	3067	Age Range	4 – 11
PAN for 2018	21	School Type	Voluntary Controlled

**Catchment Area:** Abbotsley, Great Gransden, Little Gransden and Waresley

**Oversubscription Criteria:** Please see page 81.

Please see details of a new school in St Neots on page 96.

	1 <sup>st</sup>		2 <sup>nd</sup>	3 <sup>rd</sup>
No. of Preferences received	15		8	1
No. of places allocated		15		
Criterion allocated to		4		
No. of appeals heard		0		

## Brampton Village Primary School

The Green, Brampton, Huntingdon, PE28 4RF

☎ 01480 375063

School Code	3942	Age Range	4 – 11
PAN for 2018	90	School Type	Community

**Catchment Area:** Brampton

**Oversubscription Criteria:** Please see page 81.

	1 <sup>st</sup>	2 <sup>nd</sup>	3 <sup>rd</sup>
No. of Preferences received	54	29	11
No. of places allocated	54		
Criterion allocated to	6		
No. of appeals heard	0		

## Brington C of E Primary School

Church Lane, Brington, Huntingdon, PE28 5AE

☎ 01832 710383

School Code	3081	Age Range	4 – 11
PAN for 2018	17	School Type	Voluntary Controlled

**Catchment Area:** Catworth, Keyston, Bythorn, Molesworth, Old Weston, Leighton Bromswold and Brington

**Oversubscription Criteria:** Please see page 81.

	1 <sup>st</sup>	2 <sup>nd</sup>	3 <sup>rd</sup>
No. of Preferences received	7	3	1
No. of places allocated	7		
Criterion allocated to	3		
No. of appeals heard	0		

## Buckden C of E Primary School

School Lane, Buckden, Huntingdon, PE19 5TT

☎ 01480 810241

School Code	3063	Age Range	4 – 11
PAN for 2018	50	School Type	Academy

**Catchment Area:** Buckden, Diddington, Stirtloe and Southoe.

### Oversubscription Criteria:

Children who have a statement of special educational needs that names the school will be admitted.

NB. Those children with a statement of special educational needs that does not name the school will be referred to SAT to determine an appropriate place.

1. Children in Care, also Looked After Children (LAC), and children who were looked after but ceased to be so by reason of adoption, a child arrangement order (resident order) or special guardianship order;
2. Children living in the catchment area with a sibling at the school at the time of admission.
3. Children living in the catchment area.
4. Children living outside the catchment area who have a sibling at the school at the time of admission.
5. Children living outside the catchment area who have applied and been unable to gain a place at their Cambridgeshire catchment area school because of oversubscription.
6. Children who live outside the catchment area, but nearest the school as measured by a straight line.

**In cases of equal merit in each set of criteria, priority will go to children living nearest the school as measured by a straight line. Please refer to the Glossary of Terms on page 136 for further information.**

	1 <sup>st</sup>	2 <sup>nd</sup>	3 <sup>rd</sup>
No. of Preferences received	35	25	12
No. of places allocated	38		
Criterion allocated to	6		
No. of appeals heard	0		

## Bury C of E Primary School

Owls End, Bury, Huntingdon, PE26 2NJ

☎ 01487 813784

School Code	3367	Age Range	4 – 11
PAN for 2018	30	School Type	Academy

**Catchment Area:** The ecclesiastical/civil parish of Bury

**NB: Parents applying on religious grounds must complete a supplementary information form available from the school. This form must be countersigned by the church leader.**

**Oversubscription Criteria:**

Children who have a statement of special educational needs that names the school will be admitted.

NB. Those children with a statement of special educational needs that does not name the school will be referred to SAT to determine an appropriate place.

1. Children in Care, also known as Looked After Children (LAC), and children who were looked after but ceased to be so by reason of adoption, a child arrangement order (resident order) or special guardianship order;
2. Children living in catchment who have siblings attending the school at the time of admission;
3. Children living in catchment who normally attend a church in Churches Together in Britain and Ireland, and whose parents are practising members of that church and attend at least monthly;
4. Children living in catchment;
5. Children living outside catchment who normally attend Bury Church, and whose parents are practising members of that church and attend at least monthly;
6. Children living outside catchment who normally attend a church in Churches Together in Britain and Ireland, and whose parents are practising members of that church and attend at least monthly;
7. Children living outside catchment who have siblings attending the school at the time of admission;
8. Children living outside catchment, but nearest the school according to the shortest straight line distance.

**In cases of equal merit priority will go to children living nearest the school by shortest straight line distance. Please refer to the Glossary of Terms on page 136 for further information.**

	1 <sup>st</sup>	2 <sup>nd</sup>	3 <sup>rd</sup>
No. of Preferences received	20	29	8
No. of places allocated	20		
Criterion allocated to	8		
No. of appeals heard	0		

## Bushmead Primary School

Bushmead Road, Eaton Socon, St Neots, PE19 8BT

☎ 01480 375375

School Code	2452	Age Range	4 – 11
PAN for 2018	52	School Type	Community

**Catchment Area:** Eaton Socon area bordered by the river to the east and the line formed by St Neots Road, The Great North Road and Duloe Brook to the north.

**Oversubscription Criteria:** Please see page 81.

Please see details of a new school in St Neots on page 96

	1 <sup>st</sup>	2 <sup>nd</sup>	3 <sup>rd</sup>
No. of Preferences received	47	26	9
No. of places allocated	49		
Criterion allocated to	6		
No. of appeals heard	0		

## Cromwell Academy

Parkway, Huntingdon, PE29 6JA

☎ 01480 437830

<b>School Code</b>	<b>2451</b>	<b>Age Range</b>	<b>4 – 11</b>
<b>PAN for 2018</b>	<b>30</b>	<b>School Type</b>	<b>Academy</b>

**Catchment Area:** to include housing off Brampton Road to the west of the railway line and west of the A14, comprising Hinchbrook Park and Cromwell Park, Scholars Avenue, Headlands and Lodge Close.

### Oversubscription Criteria:

Children who have a statement of special educational needs that names the school will be admitted.

NB. Those children with a statement of special educational needs that does not name the school will be referred to SAT to determine an appropriate place.

1. Children in Care, also known as Looked After Children (LAC), and children who were looked after but ceased to be so by reason of adoption, a child arrangement order (resident order) or special guardianship order.
2. Children living in the catchment area with a sibling at the school at the time of admission.
3. Children living in the catchment area.
4. Children living outside the catchment area who have a sibling at the school at the time of admission.
5. Children living outside the catchment area who have applied and been unable to gain a place at their Cambridgeshire catchment area school because of oversubscription
6. Children who live outside the catchment area, but nearest the school as measured by a straight line.

**In cases of equal merit in each set of criteria, priority will go to children living nearest the school as measured by a straight line. Please refer to the Glossary of Terms on page 136 for further information.**

	<b>1<sup>st</sup></b>	<b>2<sup>nd</sup></b>	<b>3<sup>rd</sup></b>
<b>No. of Preferences received</b>	<b>19</b>	<b>12</b>	<b>18</b>
<b>No. of places allocated</b>	<b>19</b>		
<b>Criterion allocated to</b>	<b>6</b>		
<b>No. of appeals heard</b>	<b>0</b>		

## Crosshall Infant School Academy

446 Great North Road, Eaton Ford, St Neots, PE19 7GG

☎ 01480 475980

<b>School Code</b>	<b>5203</b>	<b>Age Range</b>	<b>3 – 7</b>
<b>PAN for 2018</b>	<b>120</b>	<b>School Type</b>	<b>Academy</b>

**Catchment Area:** This school does not operate a catchment area.

### Oversubscription Criteria:

Children who have a statement of special educational needs that names the school will be admitted. NB.

Those children with a statement of special educational needs that does not name the school will be referred to SAT to determine an appropriate place.

1. A looked after child, or a child who was previously looked after but immediately after being looked after became subject to an adoption, residence or special guardianship order;
2. Children who have a sibling at Crosshall Infant School or Crosshall Junior School, at the date of admission;
3. Children of staff where the member of staff has been employed by the Crosshall Infant School Academy Trust, or by Crosshall Junior School Academy Trust, for two or more years at the time at which the application for admission to the school is made.
4. Children who have attended Crosshall Nursery School.
5. All other children.

**In the event that there are more children in any category than there are places available, places will be prioritised and awarded to children who live nearest the school. Please refer to the Glossary of Terms on page 136 for further information.**

Please see details of a new school in St Neots on page 96

	<b>1<sup>st</sup></b>	<b>2<sup>nd</sup></b>	<b>3<sup>rd</sup></b>
<b>No. of Preferences received</b>	<b>109</b>	<b>47</b>	<b>26</b>
<b>No. of places allocated</b>	<b>118</b>		
<b>Criterion allocated to</b>	<b>5</b>		
<b>No. of appeals heard</b>	<b>0</b>		

## Crosshall Junior School

Great North Road, Eaton Ford, St Neots, PE19 7GG

☎ 01480 475972

School Code	5204	Age Range	7 – 11
PAN for 2018	120	School Type	Academy

**Catchment Area:** please contact the school for details.

### Oversubscription Criteria:

Children who have a statement of special educational needs that names the school will be admitted.

NB. Those children with a statement of special educational needs that does not name the school will be referred to SAT to determine an appropriate place.

1. Children in Care, also Looked After Children (LAC), and children who were looked after but ceased to be so by reason of adoption, a child arrangement order (resident order) or special guardianship order;
2. Children who live in the catchment area and will have a sibling at the school or Crosshall Infant School Academy Trust at the time of admission (a sibling is defined as another child of compulsory school age living permanently at the same address).
3. Children who live in the catchment area who attend Crosshall Infant School Academy Trust at the time of application.
4. Children who live in the catchment area.
5. Children who live outside catchment area who have a sibling at Crosshall Infant or Junior School Academy Trust at the time of admission.
6. Children of staff employed at Crosshall Junior School Academy Trust or Crosshall Infant School Academy Trust for two years.
7. Children outside the catchment area but who are attending Crosshall Infant School Academy Trust.
8. Children living outside the catchment area.

**In cases of equal merit priority will go to children living nearest the school by shortest straight line distance. Please refer to the Glossary of Terms on page 136 for further information.**

Please see details of a new school in St Neots on page 96

	1 <sup>st</sup>	2 <sup>nd</sup>	3 <sup>rd</sup>
No. of Preferences received	115	6	0
No. of places allocated	115		
Criterion allocated to	7		
No. of appeals heard	0		

## Earith Primary School

School Road, Earith, Huntingdon, PE28 3QB

☎ 01487 841868

School Code	2061	Age Range	4 – 11
PAN for 2018	20	School Type	Academy

**Catchment Area:** Earith

**Oversubscription Criteria:** Please see page 81.

	1 <sup>st</sup>	2 <sup>nd</sup>	3 <sup>rd</sup>
No. of Preferences received	10	1	7
No. of places allocated	10		
Criterion allocated to	6		
No. of appeals heard	0		

## Eastfield Infant and Nursery School

Pig Lane, St Ives, Huntingdon, PE27 5QT

☎ 01480 463958

<b>School Code</b>	<b>2246</b>	<b>Age Range</b>	<b>3 – 7</b>
<b>PAN for 2018</b>	<b>80</b>	<b>School Type</b>	<b>Community</b>

**Catchment Area:** That part of St Ives, bounded by the south side of Houghton Road/St Audrey Lane from the golf course to the eastern bypass. The bypass to the east and river to the south.

**Oversubscription Criteria:** Please see page 81.

	<b>1<sup>st</sup></b>	<b>2<sup>nd</sup></b>	<b>3<sup>rd</sup></b>
<b>No. of Preferences received</b>	<b>70</b>	<b>36</b>	<b>33</b>
<b>No. of places allocated</b>	<b>73</b>		
<b>Criterion allocated to</b>	<b>6</b>		
<b>No. of appeals heard</b>	<b>0</b>		

## Elton C of E Primary School

School Lane, Elton, PE8 6RS

☎ 01832 280314

<b>School Code</b>	<b>3368</b>	<b>Age Range</b>	<b>4 – 11</b>
<b>PAN for 2018</b>	<b>20</b>	<b>School Type</b>	<b>Voluntary Aided</b>

**Catchment Area:** The school serves the parishes of Alwalton, Chesterton, Elton, Haddon, Stibbington, Water Newton as well as a wider area on religious grounds.

### Oversubscription Criteria:

Children who have a statement of special educational needs that names the school will automatically be allocated a place irrespective of the school's Published Admissions Number.

NB. Those children with a statement of special educational needs that does not name the school will be referred to SAT to determine an appropriate place.

1. Children who are in Care, also known as Looked After Children (LAC), and children who were looked after but ceased to be so by reason of adoption, a child arrangement order (resident order) or special guardianship order;
2. Children living in the catchment area and who are regular worshipping members of the Church of England\*
3. Children living in the catchment area and who are regular worshipping members of a non-Anglican Christian Church \*
4. Children living in the catchment area
5. Children who have siblings already at the school at the time of admission (this includes children who are not blood relatives but live in the same family unit)
6. Children not living in the catchment area but who are regular worshipping members of the Church of England \*
7. Children not living in the catchment area but who are regular worshipping members of a non-Anglican Christian Church \*
8. Children whose parents wish their children to attend a Church of England Primary School because of its special religious emphasis
9. Children living nearest the school according to the shortest distance.

In cases of equal merit priority will go to children living nearest the school by shortest straight line distance.

**Please refer to the Glossary of Terms on page 136 for further information.**

**\* All parents wishing to apply under the school's religious criteria must also request a Supplementary Information Form from the school office and have this completed by their Priest/Minister of Religion.**

This must be returned to the school by the LA application deadline. Regular worship is defined as attending worship or junior church at least once in each month.

	<b>1<sup>st</sup></b>	<b>2<sup>nd</sup></b>	<b>3<sup>rd</sup></b>
<b>No. of Preferences received</b>	<b>20</b>	<b>18</b>	<b>4</b>
<b>No. of places allocated</b>	<b>20</b>		
<b>Criterion allocated to</b>	<b>9</b>		
<b>No. of appeals heard</b>	<b>2</b>		

**Ermine Street Church Academy**  
Swynford Road, Alconbury Weald, Huntingdon PE28 4XG

☎ 01480 276510

<b>School Code</b>	<b>2037</b>	<b>Age Range</b>	<b>4 – 11</b>
<b>PAN for 2018</b>	<b>20</b>	<b>School Type</b>	<b>Academy</b>

The school was built as a 3 form entry school with a final PAN of 90 in each year group. The PAN for 2017/18 was set at 20 in reception, 10 in Year 1 and six in each of the year groups between Year 2 and Year 6.

**Catchment Area:** This is a new school, which serves the new community of Alconbury Weald. Priority will be given to pupils living within the catchment area.

**Oversubscription Criteria:**

If the school is oversubscribed, after the admission of pupils with an Education, Health & Care place or Statement of Special Educational Needs naming the school, priority for admission will be given to those children who meet the criteria set out below, in priority order:

1. Children in Care, also known as Looked After Children, and children who were previously looked after but ceased to be so by reason of adoption, a child arrangement order (resident order) (now known as a child arrangement order) or special guardianship order.
2. Children living in the catchment area with a sibling at the school at the time of admission.
3. Children living in the catchment area.
4. Children living outside of the catchment area, who have a sibling at the school at the time of admission.
5. Children living outside the catchment area who have applied and been unable to gain a place at their Cambridgeshire catchment area school because of oversubscription.
6. Children living outside of the catchment area but nearest the school as measured by a straight line.

In cases of equal merit in each set of criteria, priority will go to children living nearest the school as measured by a straight line from the reference point of the home to the reference point of the school, both as determined by OS AddressBase Premium <sup>TM</sup>.

Please refer to the Glossary of Terms on page 136 for further information.

	<b>1<sup>st</sup></b>	<b>2<sup>nd</sup></b>	<b>3<sup>rd</sup></b>
<b>No. of Preferences received</b>	<b>12</b>	<b>10</b>	<b>4</b>
<b>No. of places allocated</b>	<b>12</b>		
<b>Criterion allocated to</b>	<b>6</b>		
<b>No. of appeals heard</b>	<b>0</b>		

**Eynesbury C of E Primary School**  
Montagu Street, Eynesbury, St Neots, PE19 2TD

☎ 01480 398028

<b>School Code</b>	<b>3074</b>	<b>Age Range</b>	<b>3 – 11</b>
<b>PAN for 2018</b>	<b>30</b>	<b>School Type</b>	<b>Voluntary Controlled</b>

**Catchment Area:** That part of St Neots and Eynesbury bounded by the south side of the Market Square/High Street, west side of Church Street, St Mary's Street, south side of Hen Brook to Cromwell Road, south to the Barford Road but including numbers 1 – 19 Barford Road and excluding all streets within Eynesbury Manor development.

**Oversubscription Criteria:** Please see page 81.

Please see details of a new school in St Neots on page 96

	<b>1<sup>st</sup></b>	<b>2<sup>nd</sup></b>	<b>3<sup>rd</sup></b>
<b>No. of Preferences received</b>	<b>32</b>	<b>37</b>	<b>18</b>
<b>No. of places allocated</b>	<b>30</b>		
<b>Criterion allocated to</b>	<b>6</b>		
<b>No. of appeals heard</b>	<b>2</b>		



## Farcet C of E Primary School

St Mary's Street, Farcet, PE7 3AR

☎ 01733 240337

School Code	3064	Age Range	4 – 11
PAN for 2018	20	School Type	Voluntary Controlled

**Catchment Area:** Farcet and Farcet Fen.

**Oversubscription Criteria:** Please see page 81.

	1 <sup>st</sup>	2 <sup>nd</sup>	3 <sup>rd</sup>
No. of Preferences received	16	1	18
No. of places allocated	16		
Criterion allocated to	6		
No. of appeals heard	0		

## Folksworth C of E Primary School

Apreece Road, Folksworth, PE7 3TY

☎ 01733 240562

School Code	3065	Age Range	4 – 11
PAN for 2018	15	School Type	Voluntary Controlled

**Catchment Area:** Folksworth, Washingley and Morborne.

**Oversubscription Criteria:** Please see page 81.

	1 <sup>st</sup>	2 <sup>nd</sup>	3 <sup>rd</sup>
No. of Preferences received	7	10	7
No. of places allocated	7		
Criterion allocated to	6		
No. of appeals heard	0		

## Fourfields Community Primary School

Bentley Avenue, Yaxley, Peterborough, PE7 3ZT

☎ 01733 703611

School Code	2321	Age Range	4 – 11
PAN for 2018	60	School Type	Community

**Catchment Area:** Yaxley – that part to the north of Broadway and even numbers on Broadway.

**Oversubscription Criteria:** Please see page 81.

	1 <sup>st</sup>	2 <sup>nd</sup>	3 <sup>rd</sup>
No. of Preferences received	75	31	8
No. of places allocated	60		
Criterion allocated to	6		
No. of appeals heard	1		

## Godmanchester Community Primary School

☎ 01480 375115

Park Lane, Godmanchester, Huntingdon, PE29 2AG

School Code	2209	Age Range	4 – 11
PAN for 2018	60	School Type	Academy

**Catchment Area:** The catchment area for Godmanchester Community Primary School is defined as the parish of Godmanchester, including the Roman's Edge development.

### Oversubscription Criteria:

Children who have a statement of special educational needs that names the school will be admitted.

NB. Those children with a statement of special educational needs that does not name the school will be referred to SAT to determine an appropriate place.

1. Children in Care, also Looked After Children (LAC), and children who were looked after but ceased to be so by reason of adoption, a child arrangement order (resident order) or special guardianship order.
2. Children living in the catchment area with a sibling at the school at the time of admission.
3. Children living in the catchment area.
4. Children living outside the catchment area who have a sibling at the school at the time of admission.
5. Children living outside the catchment area who have applied and been unable to gain a place at their Cambridgeshire catchment area school because of oversubscription.
6. Children who live outside the catchment area, but nearest the school as measured by a straight line.

**In cases of equal merit in each set of criteria, priority will go to children living nearest the school as measured by a straight line. Please refer to the Glossary of Terms on page 136 for further information.**

	1 <sup>st</sup>	2 <sup>nd</sup>	3 <sup>rd</sup>
No. of Preferences received	62	31	17
No. of places allocated	60		
Criterion allocated to	6		
No. of appeals heard	0		

## Godmanchester Bridge Academy

☎ 01480 276599

Park Lane, Godmanchester, Huntingdon PE29 2NL

School Code	2036	Age Range	4 – 11
PAN for 2018	20	School Type	Academy

**Catchment Area:** The catchment area for Godmanchester Bridge Academy is defined as the parish of Godmanchester, including the Roman's Edge development.

### Oversubscription Criteria:

Children who have a statement of special educational needs that names the school will be admitted.

NB. Those children with a statement of special educational needs that does not name the school will be referred to SAT to determine an appropriate place.

1. Looked after children and children who were previously looked after but immediately after being looked after became subject to adoption, a child arrangement order, or a special guardianship order.
2. Children living in the catchment area with a sibling at the school at the time of admission.
3. Other children living in the catchment area.
4. Children living outside the catchment area who have a sibling at the school at the time of admission.
5. Other children.

**In cases of equal merit in each set of criteria, priority will go to children living nearest the school as measured by a straight line. Please refer to the Glossary of Terms on page 136 for further information.**

	1 <sup>st</sup>	2 <sup>nd</sup>	3 <sup>rd</sup>
No. of Preferences received	11	42	26
No. of places allocated	12		
Criterion allocated to	5		
No. of appeals heard	0		

## Great Gidding C of E Primary School

Main Street, Great Gidding, Huntingdon, PE28 5NX

☎ 01832 293466

School Code	3066	Age Range	4 – 11
PAN for 2018	14	School Type	Voluntary Controlled

**Catchment Area:** Great Gidding, Little Gidding, Steeple Gidding, Winwick and Hamerton.

**Oversubscription Criteria:** Please see page 81.

	1 <sup>st</sup>	2 <sup>nd</sup>	3 <sup>rd</sup>
No. of Preferences received	8	7	6
No. of places allocated	9		
Criterion allocated to	6		
No. of appeals heard	0		

## Great Paxton C of E Primary School

Mount Pleasant, Great Paxton, Huntingdon, PE19 6YJ

☎ 01480 472132

School Code	3068	Age Range	4 – 11
PAN for 2018	17	School Type	Voluntary Controlled

**Catchment Area:** Great Paxton

**Oversubscription Criteria:** Please see page 81.

Please see details of a new school in St Neots on page 96

	1 <sup>st</sup>	2 <sup>nd</sup>	3 <sup>rd</sup>
No. of Preferences received	22	9	8
No. of places allocated	17		
Criterion allocated to	6		
No. of appeals heard	4		

## Great Staughton Primary School

The Causeway, Great Staughton, Huntingdon, PE19 5BP

☎ 01480 860324

School Code	2210	Age Range	4 – 11
PAN for 2018	20	School Type	Academy

**Catchment Area:** Great Staughton, Perry and Dillington

### Oversubscription Criteria:

Children who have a statement of special educational needs that names the school will be admitted.  
NB. Those children with a statement of special educational needs that does not name the school will be referred to SAT to determine an appropriate place.

1. Children in Care, also known as Looked After Children (LAC), and children who were looked after but ceased to be so by reason of adoption, a child arrangement order (resident order) or special guardianship order;
2. Children living in the catchment area with a sibling at the school at the time of admission.
3. Children living in the catchment area.
4. Children living outside the catchment area who have a sibling at the school at the time of admission.
5. Children living outside the catchment area who have applied and been unable to gain a place at their Cambridgeshire catchment area school because of oversubscription.
6. Children who live outside the catchment area, but nearest the school as measured by a straight line.

**In cases of equal merit in each set of criteria, priority will go to children living nearest the school as measured by a straight line. Please refer to the Glossary of Terms on page 136 for further information.**

	1 <sup>st</sup>	2 <sup>nd</sup>	3 <sup>rd</sup>
No. of Preferences received	17	5	3
No. of places allocated	17		
Criterion allocated to	6		
No. of appeals heard	0		

## Hartford Infant School

Mayfield Crescent, Huntingdon, PE29 1UL

☎ 01480 398046

School Code	2252	Age Range	4 – 7
PAN for 2018	60	School Type	Academy

**Catchment Area:** All those roads including and within the following area; Owl Way, Eagle Way, and all roads leading from them; Sapley Road and new Main Street to Coneygear Road; south side of Coneygear Road from Sapley Road to Buttsgrove Way; east side of Buttsgrove Way and south side of American Lane to Drivers Avenue; Drivers Avenue; East Street, Hartford Road from East Street to Main Street, Main Street, Church Lane; The Hollow; The Grove; A141 from roundabout to level with Coneygear Road.

### Oversubscription Criteria:

Children who have a statement of special educational needs that names the school will be admitted.

NB. Those children with a statement of special educational needs that does not name the school will be referred to SAT to determine an appropriate place.

1. Children in Care, also known as Looked After Children (LAC), and children who were looked after but ceased to be so by reason of adoption, a child arrangement order (resident order) or special guardianship order;
2. Children living in the catchment area with a sibling at the school at the time of admission;
3. Children living in the catchment area;
4. Children living outside the catchment area who have a sibling at the school at the time of admission;
5. Children living outside the catchment area who have applied and been unable to gain a place at their Cambridgeshire catchment area school because of oversubscription;
6. Children who live outside the catchment area, but nearest the school as measured by a straight line.

**In cases of equal merit in each set of criteria, priority will go to children living nearest the school as measured by a straight line. Please refer to the Glossary of Terms on page 136 for further information.**

	1 <sup>st</sup>	2 <sup>nd</sup>	3 <sup>rd</sup>
No. of Preferences received	51	32	18
No. of places allocated	56		
Criterion allocated to	6		
No. of appeals heard	0		

## Hartford Community Junior School

Mayfield Crescent, Huntingdon, PE29 1UL

☎ 01480 454695

School Code	2045	Age Range	7 – 11
PAN for 2018	60	School Type	Academy

**Catchment Area:** See entry for Hartford Infant School

### Oversubscription Criteria:

Children who have a statement of special educational needs that names the school will be admitted.

NB. Those children with a statement of special educational needs that does not name the school will be referred to SAT to determine an appropriate place.

1. Children in Care, also known as Looked After Children (LAC), and children who were looked after but ceased to be so by reason of adoption, a child arrangement order (resident order) or special guardianship order;

2. Children who live in the catchment area, attend the partner infant school and who have a sibling at the school (or partner infant school) at the time of admission.
3. Children who live in the catchment area who have a sibling at the school (or partner infant school) at the time of admission.
4. Children who live in the catchment area and who attend the partner infant school.
5. Children living in the catchment area.
6. Children who live outside the catchment area, but attend the partner infant school and have a sibling at the school (or partner infant school) at the time of admission.
7. Children who live outside the catchment area, but have a sibling at the school (or partner infant school) at the time of admission.
8. Children who live outside the catchment area, but who attend the partner infant school.
9. Children living outside the catchment area who have applied and been unable to gain a place at their Cambridgeshire catchment area school because of oversubscription.
10. Children who live outside the catchment area, but nearest the school as measured by a straight line.

**In cases of equal merit in each set of criteria, priority will go to children living nearest the school as measured by a straight line.**

	1 <sup>st</sup>	2 <sup>nd</sup>	3 <sup>rd</sup>
<b>No. of Preferences received</b>	<b>51</b>	<b>0</b>	<b>1</b>
<b>No. of places allocated</b>	<b>52</b>		
<b>Criterion allocated to</b>	<b>8</b>		
<b>No. of appeals heard</b>	<b>0</b>		

### **Hemingford Grey Primary School**

St Ives Road, Hemingford Grey, Huntingdon, PE28 9DU

☎ 01480 375040

<b>School Code</b>	<b>2211</b>	<b>Age Range</b>	<b>4 – 11</b>
<b>PAN for 2018</b>	<b>45</b>	<b>School Type</b>	<b>Community</b>

**Catchment Area:** Hemingford Abbots, Hemingford Grey, Greenfields, London Road, St Ives and those houses in London Road south of the river. Also included are the new developments on London Road including Skylark Place, Goldcrest Road, Dunnock Way, Wren Close, and Tern Drive.

**Oversubscription Criteria: Please see page 81.**

	1 <sup>st</sup>	2 <sup>nd</sup>	3 <sup>rd</sup>
<b>No. of Preferences received</b>	<b>49</b>	<b>12</b>	<b>10</b>
<b>No. of places allocated</b>	<b>45</b>		
<b>Criterion allocated to</b>	<b>6</b>		
<b>No. of appeals heard</b>	<b>0</b>		

### **Holme C of E Primary School**

Church Street, Holme, PE7 3PB

☎ 01487 830342

<b>School Code</b>	<b>3070</b>	<b>Age Range</b>	<b>4 – 11</b>
<b>PAN for 2018</b>	<b>17</b>	<b>School Type</b>	<b>Voluntary Controlled</b>

**Catchment Area:** Holme and Connington

**Oversubscription Criteria: Please see page 81.**

	1 <sup>st</sup>	2 <sup>nd</sup>	3 <sup>rd</sup>
<b>No. of Preferences received</b>	<b>20</b>	<b>22</b>	<b>22</b>
<b>No. of places allocated</b>	<b>17</b>		
<b>Criterion allocated to</b>	<b>6</b>		
<b>No. of appeals heard</b>	<b>0</b>		

## Holywell C of E Primary School

Mill Way, Needingworth, Huntingdon, PE27 4TF

☎ 01480 462007

School Code	3071	Age Range	4 – 11
PAN for 2018	30	School Type	Voluntary Controlled

**Catchment Area:** Holywell and Needingworth

**Oversubscription Criteria:** Please see page 81.

	1 <sup>st</sup>	2 <sup>nd</sup>	3 <sup>rd</sup>
No. of Preferences received	26	13	17
No. of places allocated	27		
Criterion allocated to	6		
No. of appeals heard	0		

## Houghton Primary School

Chapel Lane, Houghton, Huntingdon, PE28 2AY

☎ 01480 463398

School Code	2212	Age Range	4 – 11
PAN for 2018	30	School Type	Community

**Catchment Area:** Houghton and Wyton, excluding the houses which were formerly part of RAF Wyton and excluding the new housing development in St Ives West, south of Houghton Road.

**Oversubscription Criteria:** Please see page 81.

	1 <sup>st</sup>	2 <sup>nd</sup>	3 <sup>rd</sup>
No. of Preferences received	39	30	23
No. of places allocated	30		
Criterion allocated to	6		
No. of appeals heard	2		

## Huntingdon Primary School

Ambury Road, Huntingdon, PE29 1AD

☎ 01480 375113

School Code	3945	Age Range	4 – 11
PAN for 2018	75	School Type	Community

The PAN for 2017-18 was 60.

**Catchment Area:** All those roads including and within the following area; St Peters Road from Redwings Way to Ermine Street; Ermine Street, Cromwell Walk; Walden Road; Castle Moat Road; Riverside Walk including all those roads west of Cromwell Walk and Walden Road up to the railway line; Hartford Road up to the level with Cross Street, South Street; Cross Street, North Street; north side of American Lane up to California Road; California Road to Silverbirch Close; from Silverbirch Close across to Elm Close; Elm Close to St Peters Road.

**Oversubscription Criteria:** Please see page 81.

	1 <sup>st</sup>	2 <sup>nd</sup>	3 <sup>rd</sup>
No. of Preferences received	69	32	23
No. of places allocated	60		
Criterion allocated to	6		
No. of appeals heard	1		

## Kimbolton Primary Academy

Newtown, Kimbolton, Huntingdon, PE28 0HY

☎ 01480 860743

School Code	2023	Age Range	4 – 11
PAN for 2018	20	School Type	Academy

**Catchment Area:** Covington, Tilbrook, Kimbolton and Stonely

### Oversubscription Criteria:

Children who have a statement of special educational needs that names the school will be admitted.

NB. Those children with a statement of special educational needs that does not name the school will be referred to SAT to determine an appropriate place.

1. Children in Care, also known as Looked After Children (LAC), and children who were looked after but ceased to be so by reason of adoption, a child arrangement order (resident order) or special guardianship order;
2. Children living in the catchment area with a sibling at the school at the time of admission.
3. Children living in the catchment area.
4. Children living outside the catchment area who have a sibling at the school at the time of admission.
5. Children living outside the catchment area who have applied and been unable to gain a place at their Cambridgeshire catchment area school because of oversubscription.
6. Children who live outside the catchment area, but nearest the school as measured by a straight line.

In cases of equal merit in each set of criteria, priority will go to children living nearest the school as measured by a straight line. Please refer to the Glossary of Terms on page 136 for further information.

	1 <sup>st</sup>	2 <sup>nd</sup>	3 <sup>rd</sup>
No. of Preferences received	6	8	6
No. of places allocated	7		
Criterion allocated to	6		
No. of appeals heard	0		

## Little Paxton Primary School

Gordon Road, Little Paxton, Huntingdon, PE19 6NG

☎ 01480 375600

School Code	2293	Age Range	4 – 11
PAN for 2018	60	School Type	Community

\* Additional places were offered to meet catchment need.

The PAN for 2017-18 was 45.

**Catchment Area:** Little Paxton

**Oversubscription Criteria:** Please see page 81.

Please see details of a new school in St Neots on page 96

	1 <sup>st</sup>	2 <sup>nd</sup>	3 <sup>rd</sup>
No. of Preferences received	56	16	10
No. of places allocated	48*		
Criterion allocated to	3		
No. of appeals heard	4		

## Middlefield Primary Academy

Andrew Road, Eynesbury, St Neots, PE19 2QE

☎ 01480 375270

School Code	2257	Age Range	4 – 11
PAN for 2018	30	School Type	Academy

**Catchment Area:** the following roads, and all cul de-sacs and closes leading from them; Andrew Road, Bishop Road, Bodiam Way, Caernavon Road and Ridgeway.

### Oversubscription Criteria:

Children who have a statement of special educational needs that names the school will be admitted.

NB. Those children with a statement of special educational needs that does not name the school will be referred to SAT to determine an appropriate place.

1. Children in Care, also known as Looked After Children (LAC), and children who were looked after but ceased to be so by reason of adoption, a child arrangement order (resident order) or special guardianship order;
2. Children who live in the academy's designated catchment area with a sibling at the time of their admission.
3. Children who live closest to the academy who live in the catchment area.
4. Children living outside the catchment area who will have a sibling attending the academy at the time of their admission.
5. Children living outside the catchment area who have applied and been unable to gain a place at their Cambridgeshire catchment area school because of oversubscription.
6. Children who live outside the catchment area, but nearest the school as measured by a straight line

**In cases of equal merit in each set of criteria, priority will go to children living nearest the school as measured by a straight line. Please refer to the Glossary of Terms on page 136 for further information.**

Please see details of a new school in St Neots on page 96

	1 <sup>st</sup>	2 <sup>nd</sup>	3 <sup>rd</sup>
No. of Preferences received	51	34	14
No. of places allocated	30		
Criterion allocated to	3		
No. of appeals heard	8		

## New St Neots Primary School

TBC

☎ TBC

School Code	9981	Age Range	4 – 11
PAN for 2018	TBC	School Type	TBC

**Catchment Area:** TBC

A new St Neots primary school will open in September 2018 as part of the St Neots Eastern Expansion. It will be a 4-11 primary school and will also have early years provision on site. The school will be in temporary facilities initially and will move into permanent accommodation for September 2019.

It will initially only offer places to Reception and Year 1 children to join the school from September 2018. The school will be expected to admit in other year groups as the first phases of the Eastern Expansion grow following the school opening in September 2018.

Further information about the new school can be seen at:

<https://www.cambridgeshire.gov.uk/residents/children-and-families/schools-&-learning/school-changes-&-consultations/new-primary-school-for-st-neots-eastern-expansion/>



## The Newton Primary School

Caxton End, Eltisley, Huntingdon, PE19 6TL

☎ 01480 880215

School Code	2260	Age Range	4 – 11
PAN for 2018	15	School Type	Community

**Catchment Area:** Yelling, Toseland, Croxton, Papworth St Agnes, Graveley and Eltisley

**Oversubscription Criteria:** Please see page 81.

	1 <sup>st</sup>	2 <sup>nd</sup>	3 <sup>rd</sup>
No. of Preferences received	13	9	8
No. of places allocated	15		
Criterion allocated to	6		
No. of appeals heard	0		

## Offord Primary School

Millers Close, Offord Darcy, St Neots, PE19 5SB

☎ 01480 810308

School Code	2214	Age Range	4 – 11
PAN for 2018	17	School Type	Community

**Catchment Area:** Offord Darcy and Offord Cluny

**Oversubscription Criteria:** Please see page 81.

	1 <sup>st</sup>	2 <sup>nd</sup>	3 <sup>rd</sup>
No. of Preferences received	18	15	3
No. of places allocated	17		
Criterion allocated to	4		
No. of appeals heard	1		

## Priory Junior School

Longsands Road, St Neots, PE19 1TF

☎ 01480 226730

School Code	2239	Age Range	7 – 11
PAN for 2018	90	School Type	Community

**Catchment Area:** Hail Weston and that part of St Neots north side of High Street/Cambridge Street between the railway and the river bridge.

### Oversubscription Criteria:

Children who have a statement of special educational needs that names the school will be admitted.

NB. Those children with a statement of special educational needs that does not name the school will be referred to SAT to determine an appropriate place.

1. Children in Care, also known as Looked After Children (LAC), and children who were looked after but ceased to be so by reason of adoption, a child arrangement order (resident order) or special guardianship order;
2. Children who live in the catchment area, attend the partner infant school and who have a sibling at the school (or partner infant school) at the time of admission.
3. Children who live in the catchment area who have a sibling at the school (or partner infant school) at the time of admission.
4. Children who live in the catchment area and who attend the partner infant school.
5. Children living in the catchment area.
6. Children who live outside the catchment area, but attend the partner infant school and have a sibling at the school (or partner infant school) at the time of admission.
7. Children who live outside the catchment area, but have a sibling at the school (or partner infant school) at the time of admission.
8. Children who live outside the catchment area, but who attend the partner infant school.
9. Children living outside the catchment area who have applied and been unable to gain a place at their Cambridgeshire catchment area school because of oversubscription.

10. Children who live outside the catchment area, but nearest the school as measured by a straight line.

**In cases of equal merit in each set of criteria, priority will go to children living nearest the school as measured by a straight line.**

Please see details of a new school in St Neots on page 96

	1 <sup>st</sup>	2 <sup>nd</sup>	3 <sup>rd</sup>
<b>No. of Preferences received</b>	<b>61</b>	<b>6</b>	<b>0</b>
<b>No. of places allocated</b>	<b>60</b>		
<b>Criterion allocated to</b>	<b>8</b>		
<b>No. of appeals heard</b>	<b>0</b>		

## Priory Park Infant School

Almond Road, St Neots, PE19 1DZ

☎ 01480 398010

<b>School Code</b>	<b>2219</b>	<b>Age Range</b>	<b>4 – 7</b>
<b>PAN for 2018</b>	<b>90</b>	<b>School Type</b>	<b>Community</b>

**Catchment Area:** See entry for Priory Junior School.

**Oversubscription Criteria:** Please see page 81.

Please see details of a new school in St Neots on page 96

	1 <sup>st</sup>	2 <sup>nd</sup>	3 <sup>rd</sup>
<b>No. of Preferences received</b>	<b>72</b>	<b>75</b>	<b>36</b>
<b>No. of places allocated</b>	<b>90</b>		
<b>Criterion allocated to</b>	<b>6</b>		
<b>No. of appeals heard</b>	<b>0</b>		

## Ramsey Junior School

Station Road, Ramsey, Huntingdon, PE26 1JA

☎ 01487 812500

<b>School Code</b>	<b>2218</b>	<b>Age Range</b>	<b>7 – 11</b>
<b>PAN for 2018</b>	<b>68</b>	<b>School Type</b>	<b>Academy</b>

**Catchment Area:** Ramsey Forty Foot, Ramsey Hollow and Ramsey town itself. Children who live in Ramsey Mereside who have a sibling at the school or at Spinning Infant School will be given priority over any other children living outside the school's designated area.

### Oversubscription Criteria:

Children who have a statement of special educational needs that names the school will be admitted.

NB. Those children with a statement of special educational needs that does not name the school will be referred to SAT to determine an appropriate place.

1. Children in Care, also known as Looked After Children (LAC), and children who were looked after but ceased to be so by reason of adoption, a child arrangement order (resident order) or special guardianship order;
2. Children who live in the catchment area, attend the partner infant school and who have a sibling at the school (or partner infant school) at the time of admission.
3. Children who live in the catchment area who have a sibling at the school (or partner infant school) at the time of admission.
4. Children who live in the catchment area and who attend the partner infant school.
5. Children living in the catchment area.
6. Children who live outside the catchment area, but attend the partner infant school and have a sibling at the school (or partner infant school) at the time of admission.
7. Children who live outside the catchment area, but have a sibling at the school (or partner infant school) at the time of admission.
8. Children who live outside the catchment area, but who attend the partner infant school.
9. Children living outside the catchment area who have applied and been unable to gain a place at their Cambridgeshire catchment area school because of oversubscription.

10. Children who live outside the catchment area, but nearest the school as measured by a straight line.

**In cases of equal merit in each set of criteria, priority will go to children living nearest the school as measured by a straight line.**

	1 <sup>st</sup>	2 <sup>nd</sup>	3 <sup>rd</sup>
<b>No. of Preferences received</b>	<b>41</b>	<b>0</b>	<b>0</b>
<b>No. of places allocated</b>	<b>41</b>		
<b>Criterion allocated to</b>	<b>8</b>		
<b>No. of appeals heard</b>	<b>0</b>		

## Ramsey Spinning Infant School

High Street, Ramsey, Huntingdon, PE26 1AD

☎ 01487 813587

<b>School Code</b>	<b>2216</b>	<b>Age Range</b>	<b>4 – 7</b>
<b>PAN for 2018</b>	<b>90</b>	<b>School Type</b>	<b>Academy</b>

**Catchment Area:** Ramsey Forty Foot, Ramsey Hollow and Ramsey town itself. Children who live in Ramsey Mereside who have a sibling at the school or at Ramsey Junior School will be given priority over any other children living outside the school's designated area.

### Oversubscription Criteria:

Children who have a statement of special educational needs that names the school will be admitted.

NB. Those children with a statement of special educational needs that does not name the school will be referred to SAT to determine an appropriate place.

1. Children in Care, also known as Looked After Children (LAC), and children who were looked after but ceased to be so by reason of adoption, a child arrangement order (resident order) or special guardianship order;
2. Children living in the catchment area with a sibling at the school at the time of admission;
3. Children living in the catchment area;
4. Children living outside the catchment area who have a sibling at the school at the time of admission;
5. Children living outside the catchment area who have applied and been unable to gain a place at their Cambridgeshire catchment area school because of oversubscription;
6. Children who live outside the catchment area, but nearest the school as measured by a straight line.

**In cases of equal merit in each set of criteria, priority will go to children living nearest the school as measured by a straight line. Please refer to the Glossary of Terms on page 136 for further information.**

	1 <sup>st</sup>	2 <sup>nd</sup>	3 <sup>rd</sup>
<b>No. of Preferences received</b>	<b>51</b>	<b>10</b>	<b>10</b>
<b>No. of places allocated</b>	<b>51</b>		
<b>Criterion allocated to</b>	<b>6</b>		
<b>No. of appeals heard</b>	<b>0</b>		

## The Round House Community Primary School

School Drive, St Neots, PE19 6AW

☎ 01480 479890

<b>School Code</b>	<b>2019</b>	<b>Age Range</b>	<b>4 – 11</b>
<b>PAN for 2018</b>	<b>60</b>	<b>School Type</b>	<b>Academy</b>

**Catchment Area:** That part of St Neots bounded to the south by Cambridge Road, the north by Priory Hill, the east by the eastern boundary of Love's Farm development and the west by the railway line.

### Oversubscription Criteria:

Children who have a statement of special educational needs that names the school will be admitted.

NB. Those children with a statement of special educational needs that does not name the school will be referred to SAT to determine an appropriate place.

1. Children in Care, also known as Looked After Children (LAC).
2. Children living in the catchment area with a sibling at the school at the time of admission.
3. Children living in the catchment area.
4. Children living outside the catchment area who have a sibling at the school at the time of admission.
5. Children living outside the catchment area who have applied and been unable to gain a place at their Cambridgeshire catchment area school because of oversubscription.
6. Children who live outside the catchment area, but nearest the school as measured by a straight line.

**In cases of equal merit in each set of criteria, priority will go to children living nearest the school as measured by a straight line. Please refer to the Glossary of Terms on page 136 for further information.**

Please see details of a new school in St Neots on page 96

	1 <sup>st</sup>	2 <sup>nd</sup>	3 <sup>rd</sup>
<b>No. of Preferences received</b>	<b>76</b>	<b>16</b>	<b>7</b>
<b>No. of places allocated</b>	<b>60</b>		
<b>Criterion allocated to</b>	<b>3</b>		
<b>No. of appeals heard</b>	<b>10</b>		

## Sawtry Infant School

Middlefield Road, Sawtry, Huntingdon, PE28 5SH

☎ 01487 830678

<b>School Code</b>	<b>2255</b>	<b>Age Range</b>	<b>4 – 7</b>
<b>PAN for 2018</b>	<b>60</b>	<b>School Type</b>	<b>Community</b>

\* Additional places were offered to meet catchment need.

**Catchment Area:** Buckworth, Coppingford, Glatton, Upton and Sawtry.

**Oversubscription Criteria:** Please see page 81.

	1 <sup>st</sup>	2 <sup>nd</sup>	3 <sup>rd</sup>
<b>No. of Preferences received</b>	<b>81</b>	<b>6</b>	<b>3</b>
<b>No. of places allocated</b>	<b>78*</b>		
<b>Criterion allocated to</b>	<b>3</b>		
<b>No. of appeals heard</b>	<b>0</b>		

## Sawtry Junior School

Middlefield Road, Sawtry, Huntingdon, PE28 5SH

☎ 01487 830204

<b>School Code</b>	<b>2220</b>	<b>Age Range</b>	<b>7 – 11</b>
<b>PAN for 2018</b>	<b>65</b>	<b>School Type</b>	<b>Academy</b>

**Catchment Area:** Buckworth, Coppingford, Glatton, Upton and Sawtry.

**Oversubscription Criteria:**

Children who have a statement of special educational needs that names the school will be admitted.

NB. Those children with a statement of special educational needs that does not name the school will be referred to SAT to determine an appropriate place.

1. Children in Care, also known as Looked After Children (LAC), and children who were looked after but ceased to be so by reason of adoption, a child arrangement order (resident order) or special guardianship order;
2. Children who live in the catchment area, attend the partner infant school and who have a sibling at the school (or partner infant school) at the time of admission.
3. Children who live in the catchment area who have a sibling at the school (or partner infant school) at the time of admission.
4. Children who live in the catchment area and who attend the partner infant school.
5. Children living in the catchment area.
6. Children who live outside the catchment area, but attend the partner infant school and have a sibling at the school (or partner infant school) at the time of admission.
7. Children who live outside the catchment area, but have a sibling at the school (or partner infant school) at the time of admission.

8. Children who live outside the catchment area, but who attend the partner infant school.
9. Children living outside the catchment area who have applied and been unable to gain a place at their Cambridgeshire catchment area school because of oversubscription.
10. Children who live outside the catchment area, but nearest the school as measured by a straight line.

**In cases of equal merit in each set of criteria, priority will go to children living nearest the school as measured by a straight line.**

	1 <sup>st</sup>	2 <sup>nd</sup>	3 <sup>rd</sup>
<b>No. of Preferences received</b>	<b>54</b>	<b>0</b>	<b>0</b>
<b>No. of places allocated</b>	<b>54</b>		
<b>Criterion allocated to</b>	<b>8</b>		
<b>No. of appeals heard</b>	<b>0</b>		

## Somersham Primary School

Parkhall Road, Somersham, Huntingdon, PE28 3EU

☎ 01487 840412

<b>School Code</b>	<b>2221</b>	<b>Age Range</b>	<b>4 – 11</b>
<b>PAN for 2018</b>	<b>50</b>	<b>School Type</b>	<b>Foundation</b>

**Catchment Area:** Somersham and Pidley

**Oversubscription Criteria:** Children who have a statement of special educational needs that names the school will be admitted.

NB. Those children with a statement of special educational needs that does not name the school will be referred to SAT to determine an appropriate place.

1. Children in Care, also known as Looked After Children (LAC), and children who were looked after but ceased to be so by reason of adoption, a child arrangement order (resident order) or special guardianship order;
2. Children living in the catchment area with a sibling at the school at the time of admission;
3. Children living in the catchment area;
4. Children living outside the catchment area who have a sibling at the school at the time of admission;
5. Children living outside the catchment area who have applied and been unable to gain a place at their Cambridgeshire catchment area school because of oversubscription;
6. Children who live outside the catchment area, but nearest the school as measured by a straight line.

**In cases of equal merit in each set of criteria, priority will go to children living nearest the school as measured by a straight line. Please refer to the Glossary of Terms on page 136 for further information.**

	1 <sup>st</sup>	2 <sup>nd</sup>	3 <sup>rd</sup>
<b>No. of Preferences received</b>	<b>52</b>	<b>7</b>	<b>6</b>
<b>No. of places allocated</b>	<b>50</b>		
<b>Criterion allocated to</b>	<b>3</b>		
<b>No. of appeals heard</b>	<b>1</b>		

## Spaldwick Community Primary School

Royston Avenue, Spaldwick, Huntingdon, PE28 0TH

☎ 01480 890371

<b>School Code</b>	<b>2222</b>	<b>Age Range</b>	<b>4 – 11</b>
<b>PAN for 2018</b>	<b>24</b>	<b>School Type</b>	<b>Community</b>

The 2017-18 PAN was 30.

**Catchment Area:** Spaldwick, Easton, Ellington, Grafham, Stow Longa, Barham and Woolley.

**Oversubscription Criteria:** Please see page 81.

	1 <sup>st</sup>	2 <sup>nd</sup>	3 <sup>rd</sup>
No. of Preferences received	30	10	6
No. of places allocated	30		
Criterion allocated to	6		
No. of appeals heard	0		

**St Anne's C of E Primary School**  
London Road, Godmanchester, Huntingdon, PE29 2WW

☎ 01480 375300

School Code	3384	Age Range	4 – 11
PAN for 2018	30	School Type	Voluntary Aided

**Catchment Area:** St Anne's Church of England Primary School services children from the catchment area which is the parish of Godmanchester, including the Roman's Edge development.

#### Oversubscription Criteria:

Children who have a statement of special educational needs that names the school will be allocated places ahead of all other applicants in either the religious or non-religious categories, as appropriate to information provided in their application. NB. Children with a statement of SEN that does not name the school will be referred to SAT to determine an appropriate place.

The School has a Published Admission Number (PAN) of 30, which is the maximum number of children who will be offered a place in the Reception Class (initial year of entry at age 4+).

#### Applications on Religious Grounds:

Up to a maximum of 10 places will be allocated to children whose parents make a successful application on Religious Grounds (R). See notes a, b, c below for definition of Religious Grounds. A completed Supplementary Information Form, giving details of the religious grounds, signed by a priest or minister of religion, will be required to confirm that the criteria are satisfied. Applications which are unsuccessful on Religious Grounds (either because they do not meet the criteria, or because there are more applicants than the maximum of 10) will be treated as Non-Religious applications (N).

- R1.** Looked After Children who make a successful application on Religious Grounds
- N1.** Other Looked after Children
- R2.** Children with a sibling (see note d) already at the school who make a successful application on Religious Grounds
- N2.** Other children with a sibling (see note d) already at the school
- R3.** Children without a sibling at the school, who make a successful application on Religious Grounds.
- N3.** Other children without a sibling at the school who live in the published catchment area
- N4.** All other children.

#### Notes

- (a) Religious applications *within* each criteria R1, R2 and R3 are assessed in the following order of priority:
  1. Children who live in Godmanchester and whose parent(s)/guardian(s) attend the Parish Church of St Mary the Virgin, Godmanchester;
  2. Children who live in Godmanchester, and whose parent(s)/guardian(s) attend a Church in Godmanchester
  3. Children who live in Godmanchester, and whose parent(s)/guardian(s) attend a Church outside Godmanchester if there is no church of that denomination in Godmanchester
  4. Children who do not live in Godmanchester and whose parent(s)/guardian(s) attend the Parish Church of St Mary the Virgin, Godmanchester
  5. Children who do not live in Godmanchester and whose parent(s)/guardian(s) attend a church in Godmanchester
- (b) 'Church' is defined as one which is in membership either of Churches Together in England or of the Evangelical Alliance.
- (c) "Parents/guardians who attend church" are defined as attending divine worship or a public act of worship at least twice a month during the twelve months preceding 1st December prior to the year of entry to the Reception class of the school in September. For casual entries at any other time, it is twelve months prior to the date of application
- (d) To make an application under **R2** or **N2** (children with a sibling already at the school), the sibling must be at the school at the time of the application and must still be at the school at the time the applicant enters.

If there are more applicants than places available in the lowest applicable category, priority will be given to applicants who live the shortest straight line distance, as calculated by the Local Authority. In the unlikely event of the distance being equal, places will be decided by lottery.

**Please refer to the Glossary of Terms on page 136 for further information.**

	1 <sup>st</sup>	2 <sup>nd</sup>	3 <sup>rd</sup>
<b>No. of Preferences received</b>	<b>26</b>	<b>21</b>	<b>29</b>
<b>No. of places allocated</b>	<b>28</b>		
<b>Criterion allocated to</b>	<b>N4</b>		
<b>No. of appeals heard</b>	<b>0</b>		

## St Helen's Primary School

Colne Road, Bluntisham, Huntingdon, PE28 3NY

☎ 01487 841468

<b>School Code</b>	<b>5200</b>	<b>Age Range</b>	<b>4 – 11</b>
<b>PAN for 2018</b>	<b>30</b>	<b>School Type</b>	<b>Foundation</b>

**Catchment Area:** Bluntisham and Colne

### Oversubscription Criteria:

Children who have a statement of special educational needs that names the school will be admitted.

NB. Those children with a statement of special educational needs that does not name the school will be referred to SAT to determine an appropriate place.

1. Looked After Children, or a child who was previously looked after but immediately after being looked after became subject to an adoption, a child arrangement order (resident order) or special guardianship order. A looked after child is a child who is a) in the care of a local authority, or b) being provided with accommodation by a local authority in the exercise of their social services functions (see the definition in section 22 (1) of the Children Act 1989)
2. Children living in the catchment area who have a sibling at the School at the time of admission;
3. Children living in the catchment area;
4. Children living outside the catchment area who have a sibling at the School at the time of admission;
5. Children living outside the catchment area.

**In cases of equal merit priority will go to children living nearest the school by shortest straight line distance. Please refer to the Glossary of Terms on page 136 for further information.**

	1 <sup>st</sup>	2 <sup>nd</sup>	3 <sup>rd</sup>
<b>No. of Preferences received</b>	<b>27</b>	<b>31</b>	<b>3</b>
<b>No. of places allocated</b>	<b>28</b>		
<b>Criterion allocated to</b>	<b>5</b>		
<b>No. of appeals heard</b>	<b>0</b>		

## St John's C of E Primary School

Sallowbush Road, Huntingdon, PE29 7LA

☎ 01480 375026

<b>School Code</b>	<b>3072</b>	<b>Age Range</b>	<b>4 – 11</b>
<b>PAN for 2018</b>	<b>60</b>	<b>School Type</b>	<b>Academy</b>

**Catchment Area:** All those roads including and enclosed within the following area: from A141, Abbots Ripton Rd to St Peters Rd (including Green Tiles Close, Tower Close, and Windover Rd) up to Redwongs Way; Redwongs Way to Poplar Close; California Rd from Poplar Close to Moorhouse Drive; west side of Moorhouse Drive; west side of Coneygear Rd to Norfolk Rd; north side of Norfolk Rd and in a direct line to A141; A141 back to Abbots Ripton Rd.

### Oversubscription Criteria:

Children who have a statement of special educational needs that names the school will be admitted.

NB. Those children with a statement of special educational needs that does not name the school will be referred to SAT to determine an appropriate place.

1. Children in Care, also known as Looked After Children (LAC), and children who were looked after but ceased to be so by reason of adoption, a child arrangement order (resident order) or special guardianship order;
2. Children living in the catchment area with a sibling at the school at the time of admission;

3. Children living in the catchment area;
4. Children living outside the catchment area who have a sibling at the school at the time of admission;
5. Children living outside the catchment area who have applied and been unable to gain a place at their Cambridgeshire catchment area school because of oversubscription;
6. Children who live outside the catchment area, but nearest the school as measured by a straight line.

**In cases of equal merit in each set of criteria, priority will go to children living nearest the school as measured by a straight line. Please refer to the Glossary of Terms on page 136 for further information.**

	1 <sup>st</sup>	2 <sup>nd</sup>	3 <sup>rd</sup>
<b>No. of Preferences received</b>	<b>45</b>	<b>29</b>	<b>24</b>
<b>No. of places allocated</b>	<b>52</b>		
<b>Criterion allocated to</b>	<b>6</b>		
<b>No. of appeals heard</b>	<b>0</b>		

## **St Mary's C of E Primary School**

Wintringham Road, St Neots, PE19 1NX

☎ 01480 398048

<b>School Code</b>	<b>2038</b>	<b>Age Range</b>	<b>3 – 11</b>
<b>PAN for 2018</b>	<b>30</b>	<b>School Type</b>	<b>Academy</b>

**Catchment Area:** That part of St Neots south of the Cambridge Road and the school side of Henbrook Road.

### **Oversubscription Criteria:**

Children who have a statement of special educational needs that names the school will be admitted.

NB. Those children with a statement of special educational needs that does not name the school will be referred to SAT to determine an appropriate place.

1. Children in Care, also Looked After Children (LAC), and children who were looked after but ceased to be so by reason of adoption, a child arrangement order (resident order) or special guardianship order;
2. Children who qualify on religious grounds (in accordance with the trust deed of the school) and live within the catchment area.
  - i) Children of regular worshipping members of the Church of England and are commended by their priest.
  - ii) Children of regular worshipping members of a non-Anglican Christian Church and are commended by their priest or minister.
3. Children who may not be blood relatives, but who live in the same family home as children who are already attending the school at time of entry and live within the catchment area.
4. Children who live within the catchment area of the school.
5. Children who qualify on religious grounds (in accordance with the trust deed of the school) and live outside the catchment area.
  - i) Children of regular worshipping members of the Church of England and are commended by their priest.
  - ii) Children of regular worshipping members of a non-Anglican Christian Church and are commended by their priest or minister.
6. Children who may not be blood relatives, but who live in the same family home as children who are already attending the school at time of entry and live outside the catchment area.
7. Children of parents, who, if not worshipping members of the Christian Church, nevertheless wish their child to attend a Church of England (aided) School because of its specifically religious emphasis.
8. Those living closest to the school measured according to the shortest straight line distance.

**In cases of equal merit priority will go to children living nearest the school by shortest straight line distance. Please refer to the Glossary of Terms on page 136 for further information.**

**Parents applying under the church criterion should have a reference from their religious leader. Priority will be given to members of St Mary's Parish Church.**

Please see details of a new school in St Neots on page 96



	1 <sup>st</sup>	2 <sup>nd</sup>	3 <sup>rd</sup>
No. of Preferences received	10	6	8
No. of places allocated	11		
Criterion allocated to	8		
No. of appeals heard	0		

## Stilton C of E Primary School

☎ 01733 240480

Church Street, Stilton, PE7 3RF

School Code	3075	Age Range	4 – 11
PAN for 2018	30	School Type	Voluntary Controlled

**Catchment Area:** Stilton, Denton and Caldecote (Huntingdonshire)

**Oversubscription Criteria:** Please see page 81.

	1 <sup>st</sup>	2 <sup>nd</sup>	3 <sup>rd</sup>
No. of Preferences received	24	8	9
No. of places allocated	25		
Criterion allocated to	6		
No. of appeals heard	0		

## Stukeley Meadows Primary School

☎ 01480 398060

Wertheim Way, Huntingdon, PE29 6UH

School Code	2443	Age Range	4 – 11
PAN for 2018	60	School Type	Community

**Catchment Area:** The Stukeley Meadows Housing Estate and Stukeley Road from the Spittals Roundabout to the Iron Railway Bridge.

**Oversubscription Criteria:** Please see page 81.

	1 <sup>st</sup>	2 <sup>nd</sup>	3 <sup>rd</sup>
No. of Preferences received	62	19	16
No. of places allocated	60		
Criterion allocated to	6		
No. of appeals heard	1		

## Thongsley Fields Primary and Nursery School

Butts Grove Way, Huntingdon, PE29 1PE

☎ 01480 375321

School Code	2454	Age Range	3– 11
PAN for 2018	60	School Type	Community

**Catchment Area:** all those roads including and enclosed within the following area: from A141, south side of Norfolk Road, east side of Coneygear Road from Norfolk Road to Moorhouse Drive; east side of Moorhouse Drive; California Road from Moorhouse Drive to Butts Grove Way; west side of Butts Grove Way; north side of Coneygear Road, and in a direct line to A141; A141 back to level with Norfolk Road.

**Oversubscription Criteria:** Please see page 81.

	1 <sup>st</sup>	2 <sup>nd</sup>	3 <sup>rd</sup>
No. of Preferences received	26	13	19
No. of places allocated	28		
Criterion allocated to	6		
No. of appeals heard	0		

## Thorndown Primary School

Hill Rise, St Ives, Huntingdon, PE27 6SE

☎ 01480 375103

School Code	2001	Age Range	4 – 11
PAN for 2018	90	School Type	Community

**Catchment Area:** Pupils who live on the north side of the A1123 from its junction with Ramsey Road westward and the area to the east of Ramsey Road, bounded on the south by Albemarle Road and the footway leading to the Burleigh Centre and on the north by Marley Road. (This includes the northern part of Ramsey Road, both sides of Albemarle Rd, Blenheim Dr, Valiant Rd, Canberra Dr, Edinburgh Dr, Marlborough Cl, Kent Cl, Burleigh Rd, Bedford Cres, Salisbury Cl, Grafton Cl, Rutland Cl, Windsor Cl, Manchester Way, Sandwich Cl, Devon Cl, Suffolk Cl, Arran Way, York Way and Norfolk Rd). Also included is the new housing development in Houghton Grange, the development north of Houghton Road to include Goldie Close, Garner Drive, Preston Close and Clan Drive, also Adams Drive, Knights Way, Goodman Close, and the bungalow by the electricity substation. The catchment also includes the new housing development in St Ives West, south of Houghton Road.

**Oversubscription Criteria:** Please see page 81.

	1 <sup>st</sup>	2 <sup>nd</sup>	3 <sup>rd</sup>
No. of Preferences received	71	45	25
No. of places allocated	73		
Criterion allocated to	6		
No. of appeals heard	0		

## Upwood Primary School

Ramsey Road, Upwood, Huntingdon, PE26 2QA

☎ 01487 813510

School Code	2226	Age Range	4 – 11
PAN for 2018	30	School Type	Community

**Catchment Area:** The Raveleys, Upwood including the former RAF Upwood base and housing, Wistow and Wistow Fen, north to Common Fen, west by Chapel Road to beyond the Methodist Church.

**Oversubscription Criteria:** Please see page 81.

	1 <sup>st</sup>	2 <sup>nd</sup>	3 <sup>rd</sup>
No. of Preferences received	25	17	15
No. of places allocated	25		
Criterion allocated to	6		
No. of appeals heard	0		

## Warboys Community Primary School

Humberdale Way, Warboys, Huntingdon, PE28 2RX

☎ 01487 822317

School Code	2256	Age Range	4 – 11
PAN for 2018	60	School Type	Community

**Catchment Area:** Oldhurst, Woodhurst, Fenton, Warboys Fen and Warboys.

**Oversubscription Criteria:** Please see page 81.

	1 <sup>st</sup>	2 <sup>nd</sup>	3 <sup>rd</sup>
No. of Preferences received	35	4	4
No. of places allocated	35		
Criterion allocated to	4		
No. of appeals heard	0		

## Westfield Junior School

Ramsey Road, St Ives, Huntingdon, PE27 5RG

☎ 01480 375005/6

<b>School Code</b>	<b>2232</b>	<b>Age Range</b>	<b>7 – 11</b>
<b>PAN for 2018</b>	<b>80</b>	<b>School Type</b>	<b>Community</b>

**Catchment Area:** see entry for Eastfield Infants School

### Oversubscription Criteria:

Children who have a statement of special educational needs that names the school will be admitted.

NB. Those children with a statement of special educational needs that does not name the school will be referred to SAT to determine an appropriate place.

1. Children in Care, also known as Looked After Children (LAC), and children who were looked after but ceased to be so by reason of adoption, a child arrangement order (resident order) or special guardianship order;
2. Children who live in the catchment area, attend the partner infant school and who have a sibling at the school (or partner infant school) at the time of admission.
3. Children who live in the catchment area who have a sibling at the school (or partner infant school) at the time of admission.
4. Children who live in the catchment area and who attend the partner infant school.
5. Children living in the catchment area.
6. Children who live outside the catchment area, but attend the partner infant school and have a sibling at the school (or partner infant school) at the time of admission.
7. Children who live outside the catchment area, but have a sibling at the school (or partner infant school) at the time of admission.
8. Children who live outside the catchment area, but who attend the partner infant school.
9. Children living outside the catchment area who have applied and been unable to gain a place at their Cambridgeshire catchment area school because of oversubscription.
10. Children who live outside the catchment area, but nearest the school as measured by a straight line.

**In cases of equal merit in each set of criteria, priority will go to children living nearest the school as measured by a straight line.**

	<b>1<sup>st</sup></b>	<b>2<sup>nd</sup></b>	<b>3<sup>rd</sup></b>
<b>No. of Preferences received</b>	<b>75</b>	<b>0</b>	<b>0</b>
<b>No. of places allocated</b>	<b>75</b>		
<b>Criterion allocated to</b>	<b>8</b>		
<b>No. of appeals heard</b>	<b>0</b>		

## Wheatfields Primary School

Nene Way, St Ives, Huntingdon, PE27 3WF

☎ 01480 466919

<b>School Code</b>	<b>3392</b>	<b>Age Range</b>	<b>4 – 11</b>
<b>PAN for 2018</b>	<b>60</b>	<b>School Type</b>	<b>Foundation</b>

**Catchment Area:** that part of St. Ives to the north of St. Audrey's Lane and east of Ramsey Road from its junction with the A1123, except the area to the north bounded by Ramsey Road, Albemarle Road, the footpath leading to Burleigh Centre and Marley Road.

### Oversubscription Criteria:

Children who have a statement of special educational needs that names the school will be admitted.

NB. Those children with a statement of special educational needs that does not name the school will be referred to SAT to determine an appropriate place.

1. Children in Care, also known as Looked After Children (LAC), and children who were looked after but ceased to be so by reason of adoption, a child arrangement order (resident order) or special guardianship order;
2. Children living in the catchment area with a sibling at the school at the time of admission;
3. Children living in the catchment area;
4. Children living outside the catchment area who have a sibling at the school at the time of admission;
5. Children living outside the catchment area, but nearest the school according to the shortest straight line distance.

In cases of equal merit in each set of criteria, priority will go to children living nearest the school as measured by a straight line. Please refer to the Glossary of Terms on page 136 for further information.

	1 <sup>st</sup>	2 <sup>nd</sup>	3 <sup>rd</sup>
No. of Preferences received	59	40	23
No. of places allocated	60		
Criterion allocated to	5		
No. of appeals heard	0		

## William de Yaxley C of E Junior School

Landsdowne Road, Yaxley, PE7 3JL

☎01733 240323

School Code	2027	Age Range	7 – 11
PAN for 2018	64	School Type	Academy

**Catchment Area:** Yaxley, south of Broadway, and odd numbers in Broadway

### Oversubscription Criteria:

Children who have a statement of special educational needs that names the school will be admitted. NB.

Those children with a statement of special educational needs that does not name the school will be referred to SAT to determine an appropriate place.

1. Children in Care, also Looked After Children (LAC), and children who were looked after but ceased to be so by reason of adoption, a child arrangement order (resident order) or special guardianship order;
2. Children living in the catchment area with a sibling at the school at the time of admission;
3. Children of regular worshipping members of St Peter's Church, Yaxley who live within the catchment area;
4. Children of families within the catchment area who are regular worshipping members of a Christian Church;
5. Children living in the catchment area;
6. Children living outside the catchment area who have a sibling at the school at the time of admission;
7. Children of regular worshipping members of St Peter's Church, Yaxley who live outside the catchment area;
8. Children of families outside the catchment area who are regular worshipping members of a Christian church;
9. Children living outside the catchment area.

**To be considered under criteria 3, 4, 7 or 8, you must enclose with your application a completed Supplementary Information Form.**

In cases of equal merit priority will go to children who have attended Yaxley Infant School and then living nearest the school by shortest straight line distance. Please refer to the Glossary of Terms on page 136 for further information.

	1 <sup>st</sup>	2 <sup>nd</sup>	3 <sup>rd</sup>
No. of Preferences received	51	2	0
No. of places allocated	54		
Criterion allocated to	9		
No. of appeals heard	0		

## Winhills Primary School

Duck Lane, Eynesbury, St Neots, PE19 2DX

☎01480 211626

School Code	2005	Age Range	3 – 11
PAN for 2018	45	School Type	Academy

**Catchment Area:** The area bounded by the railway to the east, Potton Road (both sides) east side of Cromwell Road to its junction of Hen Brook, Hen Brook to Duck Lane, Duck Lane to Mallard Lane and a line to Cromwell Road and to include the whole of the Eynesbury Manor housing development.

### Oversubscription Criteria:

Children who have a statement of special educational needs that names the school will be admitted. NB. Those children with a statement of special educational needs that does not name the school will be referred to SAT to determine an appropriate place.

1. Children in Care, also known as Looked After Children (LAC), and children who were looked after but ceased to be so by reason of adoption, a child arrangement order (resident order) or special guardianship order;
2. Children living in the catchment area with a sibling at the school at the time of admission.
3. Children living in the catchment area.
4. Children living outside the catchment area who have a sibling at the school at the time of admission.
5. Children living outside the catchment area who have applied and been unable to gain a place at their Cambridgeshire catchment area school because of oversubscription.
6. Children who live outside the catchment area, but nearest the school as measured by a straight line.

**In cases of equal merit in each set of criteria, priority will go to children living nearest the school as measured by a straight line. Please refer to the Glossary of Terms on page 136 for further information.**

Please see details of a new school in St Neots on page 96

	1 <sup>st</sup>	2 <sup>nd</sup>	3 <sup>rd</sup>
No. of Preferences received	22	7	12
No. of places allocated	41		
Criterion allocated to	6		
No. of appeals heard	0		

**Wyton on the Hill Primary School**  
Cambridge Square, Wyton on the Hill, Huntingdon, PE28 2JB

☎ 01480 452032

School Code	2240	Age Range	4 – 11
PAN for 2018	30	School Type	Community

**Catchment Area:** Wyton on the Hill

**Oversubscription Criteria:** Please see page 81.

	1 <sup>st</sup>	2 <sup>nd</sup>	3 <sup>rd</sup>
No. of Preferences received	24	3	8
No. of places allocated	26		
Criterion allocated to	3		
No. of appeals heard	0		

**Yaxley Infant School**  
Main Street, Yaxley, PE7 3LU

☎ 01733 240918

School Code	2254	Age Range	4 – 7
PAN for 2018	60	School Type	Community

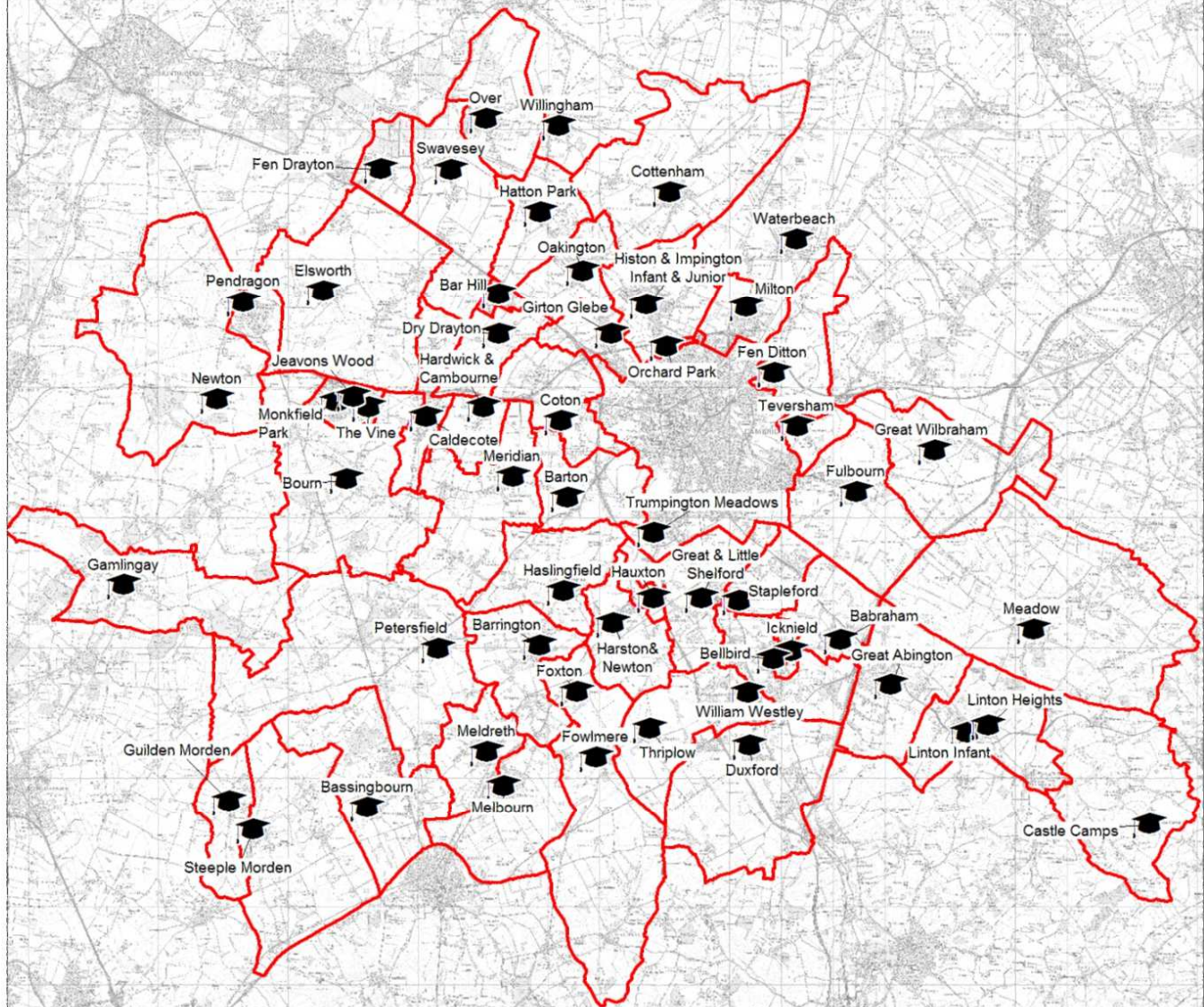
**Catchment Area:** Yaxley, south of Broadway and odd numbers in Broadway

**Oversubscription Criteria:** Please see page 81.

	1 <sup>st</sup>	2 <sup>nd</sup>	3 <sup>rd</sup>
No. of Preferences received	45	40	12
No. of places allocated	59		
Criterion allocated to	6		
No. of appeals heard	0		



# South Cambridgeshire Primary Schools



## Key



School



Catchment

Please Note: The boundaries shown on this map are intended to give an approximate indication of designated school catchments. They should not be taken to have any definitive administrative or legal significance.

© Crown copyright and database rights August 2017 Ordnance Survey 100023205

# Oversubscription Criteria for Community and Voluntary Controlled schools

## Oversubscription Criteria:

Children who have a statement of special educational needs that names the school will be admitted.

NB. Those children with a statement of special educational needs that does not name the school will be referred to SAT to determine an appropriate place.

1. Children in Care, also known as Looked After Children (LAC), and children who were looked after but ceased to be so by reason of adoption, a child arrangement order (resident order) or special guardianship order;
2. Children living in the catchment area with a sibling at the school at the time of admission;
3. Children living in the catchment area;
4. Children living outside the catchment area who have a sibling at the school at the time of admission;
5. Children living outside the catchment area who have applied and been unable to gain a place at their Cambridgeshire catchment area school because of oversubscription;
6. Children who live outside the catchment area, but nearest the school as measured by a straight line.

In cases of equal merit in each set of criteria, priority will go to children living nearest the school as measured by a straight line. Please refer to the Glossary of Terms on page 136 for further information.

## Babraham C of E Primary School

☎ 01223 832322

High Street, Babraham, Cambridgeshire, CB22 3AG

School Code	3000	Age Range	4 – 11
PAN for 2018	12	School Type	Academy as of 01.01.18

Catchment Area: Babraham

## Oversubscription Criteria:

Children who have a statement of special educational needs that names the school will be admitted.

NB. Those children with a statement of special educational needs that does not name the school will be referred to SAT to determine an appropriate place.

1. Children in Care, also known as Looked After Children (LAC), and children who were looked after but ceased to be so by reason of adoption, a child arrangement order (resident order) or special guardianship order;
2. Children living in the catchment area with a sibling at the school at the time of admission;
3. Children living in the catchment area;
4. Children living outside the catchment area who have a sibling at the school at the time of admission;
5. Children living outside the catchment area who have applied and been unable to gain a place at their Cambridgeshire catchment area school because of oversubscription;
6. Children who live outside the catchment area, but nearest the school as measured by a straight line.

In cases of equal merit in each set of criteria, priority will go to children living nearest the school as measured by a straight line. Please refer to the Glossary of Terms on page 136 for further information.

	1 <sup>st</sup>	2 <sup>nd</sup>	3 <sup>rd</sup>
No. of Preferences received	12	25	28
No. of places allocated	12		
Criterion allocated to	6		
No. of appeals heard	0		

## Bar Hill Primary School

☎ 01954 273305

Gladeside, Bar Hill, Cambridgeshire, CB23 8DY

School Code	2058	Age Range	4 – 11
PAN for 2018	60	School Type	Community

Catchment Area: Bar Hill

Oversubscription Criteria: Please see above.

	1 <sup>st</sup>	2 <sup>nd</sup>	3 <sup>rd</sup>
No. of Preferences received	59	9	9
No. of places allocated	60		
Criterion allocated to	4		
No. of appeals heard	1		

## Barrington C of E Primary School

☎ 01223 712273

Haslingfield Road, Barrington, Cambridgeshire, CB22 7RG

School Code	3001	Age Range	4 – 11
PAN for 2018	20	School Type	Voluntary Controlled

**Catchment Area:** Barrington and Shepreth

**Oversubscription Criteria:** Please see page 111.

	1 <sup>st</sup>	2 <sup>nd</sup>	3 <sup>rd</sup>
No. of Preferences received	16	12	2
No. of places allocated	18		
Criterion allocated to	6		
No. of appeals heard	0		

## Barton C of E Primary School

☎ 01223 262474

School Lane, Barton, Cambridgeshire, CB23 7BD

School Code	3301	Age Range	4 – 11
PAN for 2018	20	School Type	Voluntary Aided

**Catchment Area:** Barton and Grantchester

### Oversubscription Criteria:

Children who have a statement of special educational needs that names the school will be admitted.

NB. Those children with a statement of special educational needs that does not name the school will be referred to SAT to determine an appropriate place.

1. Children in Care, also Looked After Children (LAC), and children who were looked after but ceased to be so by reason of adoption, a child arrangement order (resident order) or special guardianship order;
2. Children living within the county parishes of Barton and Grantchester (the school catchment area);
3. Children who have a sibling at the school at the date of admission;
4. Children whose families are involved in the life and work of St Peter's Church Barton or the Church of St Andrew & St Mary, Grantchester but who live outside the school catchment area;
5. Children whose families are involved in the life and work of any other Christian church, who live outside the catchment area, and who choose Barton because of its Church Aided status;
6. Children of staff where the member of staff has been employed at the school for two or more years at the time at which the application for admission to the school is made;
7. Children whose parents have expressed a wish for their child to attend Barton School.

**A completed Reference Form (Supplementary Information Form) will be required to confirm a family's involvement in the life and work of St Peter's Church, Barton, the Church of St Andrew and St Mary, Grantchester or any other Christian church and any positive responses under this criterion will be treated equally.**

**In cases of equal merit in each set of criteria, priority will go to children living nearest the school as measured by a straight line. Please refer to the Glossary of Terms on page 136 for further information.**

	1 <sup>st</sup>	2 <sup>nd</sup>	3 <sup>rd</sup>
No. of Preferences received	12	7	8
No. of places allocated	12		
Criterion allocated to	7		
No. of appeals heard	0		



## Bassingbourn Primary School

Brook Road, Bassingbourn Cum Kneesworth, SG8 5NP

☎ 01763 242460

School Code	2002	Age Range	4 – 11
PAN for 2018	50	School Type	Community* * Proposed conversion to Academy

**Catchment Area:** Bassingbourn, Shingay-cum-Wendy, Kneesworth

**Oversubscription Criteria:** Please see page 111.

	1 <sup>st</sup>	2 <sup>nd</sup>	3 <sup>rd</sup>
No. of Preferences received	41	11	6
No. of places allocated	44		
Criterion allocated to	6		
No. of appeals heard	0		

## The Bellbird Primary School

Link Road, Sawston, Cambridgeshire, CB22 3GB

☎ 01223 833216

School Code	3943	Age Range	4 – 11
PAN for 2018	45	School Type	Community

**Catchment Area:** Sawston – west of a line extending to the northern boundary and passing through the water tower (Babraham Road) to Church Lane, and also to the south to include High Street London Road developments and Pampisford.

**Oversubscription Criteria:** Please see page 111.

	1 <sup>st</sup>	2 <sup>nd</sup>	3 <sup>rd</sup>
No. of Preferences received	51	16	15
No. of places allocated	45		
Criterion allocated to	6		
No. of appeals heard	3		

## Bourn C of E Primary Academy

Riddy Lane, Bourn, Cambridgeshire, CB23 2SP

☎ 01954 719282

School Code	3002	Age Range	4 – 11
PAN for 2018	28	School Type	Academy

**Catchment Area:** Bourn, Caxton, Kingston and Longstowe

### Oversubscription Criteria:

Children who have a statement of special educational needs that names the school will be admitted.

NB. Those children with a statement of special educational needs that does not name the school will be referred to SAT to determine an appropriate place.

1. Children in Care, also known as Looked After Children (LAC), and children who were looked after but ceased to be so by reason of adoption, a child arrangement order (resident order) or special guardianship order;
2. Children living in the School's catchment area with a sibling (child living in the same home) at the School at the time of admission.
3. Children living outside the catchment area with a sibling (child living in the same home) at the school at the time of admission.
4. Children living in the catchment area.
5. Children of staff where the member of staff has been employed at the school for two or more years at the time at which the application for admission to the school is made
6. Other children whose parents have expressed a wish for their child to attend Bourn Primary.

In cases of equal merit in each set of criteria, priority will go to children living nearest the school as measured by a straight line. Please refer to the Glossary of Terms on page 136 for further information.

	1 <sup>st</sup>	2 <sup>nd</sup>	3 <sup>rd</sup>
No. of Preferences received	30	20	9
No. of places allocated	28		
Criterion allocated to	6		
No. of appeals heard	2		

## Caldecote Primary School

☎ 01954 210263

Highfields Road, Highfields, Caldecote, Cambridgeshire, CB23 7NX

School Code	2004	Age Range	4 – 11
PAN for 2018	30	School Type	Community

**Catchment Area:** Caldecote (South Cambridgeshire) and Childerley

**Oversubscription Criteria:** Please see page 111.

	1 <sup>st</sup>	2 <sup>nd</sup>	3 <sup>rd</sup>
No. of Preferences received	26	15	3
No. of places allocated	26		
Criterion allocated to	6		
No. of appeals heard	0		

## Castle Camps C of E Primary School

☎ 01799 584270

Church Lane, Castle Camps, Cambridgeshire, CB21 4TH

School Code	3008	Age Range	3-11 from 1 January 2018
PAN for 2018	20	School Type	Voluntary Controlled

**Catchment Area:** Castle Camps, Shudy Camps, Camps End, Horseheath, Cardinals Green bounded to the south and east by county boundaries.

**Oversubscription Criteria:** Please see page 111.

	1 <sup>st</sup>	2 <sup>nd</sup>	3 <sup>rd</sup>
No. of Preferences received	18	8	57
No. of places allocated	20		
Criterion allocated to	6		
No. of appeals heard	0		

## Coton C of E Primary School

☎ 01954 210339

Whitwell Way, Coton, Cambridgeshire, CB23 7PW

School Code	3011	Age Range	4 – 11
PAN for 2018	20	School Type	Voluntary Controlled

**Catchment Area:** Coton and Madingley

**Oversubscription Criteria:** Please see page 111.

	1 <sup>st</sup>	2 <sup>nd</sup>	3 <sup>rd</sup>
No. of Preferences received	13	7	8
No. of places allocated	13		
Criterion allocated to	6		
No. of appeals heard	0		

## Cottenham Primary School

Lamb's Lane, Cottenham, Cambridgeshire, CB24 8TA

☎ 01954 250227

School Code	2006	Age Range	4 – 11
PAN for 2018	90	School Type	Community

**Catchment Area:** Cottenham and Rampton

**Oversubscription Criteria:** Please see page 111.

	1 <sup>st</sup>	2 <sup>nd</sup>	3 <sup>rd</sup>
No. of Preferences received	69	15	17
No. of places allocated	69		
Criterion allocated to	6		
No. of appeals heard	0		

## Dry Drayton C of E Primary School

Park Street, Dry Drayton, Cambridgeshire, CB23 8DA

☎ 01954 780618

School Code	3012	Age Range	4 – 11
PAN for 2018	10	School Type	Voluntary Controlled

**Catchment Area:** Dry Drayton

**Oversubscription Criteria:** Please see page 111.

	1 <sup>st</sup>	2 <sup>nd</sup>	3 <sup>rd</sup>
No. of Preferences received	10	9	4
No. of places allocated	10		
Criterion allocated to	6		
No. of appeals heard	0		

## Duxford C of E Primary School

St John's Street, Duxford, Cambridgeshire, CB22 4RA

☎ 01223 712108

School Code	3041	Age Range	4 – 11
PAN for 2018	35	School Type	Voluntary Controlled

\* An additional place was offered to meet catchment need.

**Catchment Area:** Duxford, Heathfields, Ickleton and Hinxton

**Oversubscription Criteria:** Please see page 111.

	1 <sup>st</sup>	2 <sup>nd</sup>	3 <sup>rd</sup>
No. of Preferences received	38	13	5
No. of places allocated	36*		
Criterion allocated to	3		
No. of appeals heard	2		

## Elsworth C of E Primary School

Broad End, Elsworth, Cambridgeshire, CB23 4JD

☎ 01954 267272

School Code	3308	Age Range	4 – 11
PAN for 2018	20	School Type	Voluntary Aided

**Catchment Area:** Elsworth, Conington, Boxworth, Knapwell as well as a wider area on religious grounds

**Oversubscription Criteria:**

Children who have a statement of special educational needs that names the school will be admitted.

NB. Those children with a statement of special educational needs that does not name the school will be referred to SAT to determine an appropriate place.

1. Children in Care, also Looked After Children (LAC), and children who were looked after but ceased to be so by reason of adoption, a resident order or special guardianship order;
2. Children living in the catchment area with a sibling at the school at time of admission.
3. Children living in the catchment area.
4. Children living outside the catchment area who have a sibling at the school at the time of admission.
5. Children living outside the catchment area but are children of regular worshipping members of the Church of England.
6. Children living outside of catchment whose parents have chosen for their children to attend a Church of England school because of the school ethos.
7. Children living outside of catchment who have been unable to gain a place at their catchment area school because of oversubscription.
8. Then, priority will be given to children living outside the catchment area, but nearest to the school according to the shortest straight line distance.

**Applicants from outside of the catchment area must also write a letter giving their reasons for choosing Elsworth. This letter must be submitted to the school.**

**In cases of equal merit priority will go to children living nearest the school by shortest straight line distance. Please refer to the Glossary of Terms on page 136 for further information.**

	1 <sup>st</sup>	2 <sup>nd</sup>	3 <sup>rd</sup>
No. of Preferences received	12	21	8
No. of places allocated	13		
Criterion allocated to	6		
No. of appeals heard	0		

## Fen Ditton Community Primary School

Horningsea Road, Fen Ditton, Cambridge, CB5 8SZ

☎ 01223 292342

School Code	2009	Age Range	4 – 11
PAN for 2018	25	School Type	Community

**Catchment Area:** Fen Ditton, Horningsea and Clayhithe

**Oversubscription Criteria:** Please see page 111.

	1 <sup>st</sup>	2 <sup>nd</sup>	3 <sup>rd</sup>
No. of Preferences received	24	16	7
No. of places allocated	25		
Criterion allocated to	6		
No. of appeals heard	0		

## Fen Drayton Primary School

Cootes Lane, Fen Drayton, Cambridgeshire, CB24 4SL

☎ 01954 273346

School Code	2010	Age Range	4 – 11
PAN for 2018	15	School Type	Community

**Catchment Area:** Fen Drayton

**Oversubscription Criteria:** Please see page 111.

	1 <sup>st</sup>	2 <sup>nd</sup>	3 <sup>rd</sup>
No. of Preferences received	10	18	9
No. of places allocated	11		
Criterion allocated to	6		
No. of appeals heard	0		

## **Fenstanton and Hilton Primary School**

☎ 01480 375055

School Lane, Fenstanton, Huntingdon, PE28 9JR

School Code	2208	Age Range	4 – 11
PAN for 2018	40	School Type	Community

**Catchment Area:** Hilton and Fenstanton (excluding London Road, St Ives)

**Oversubscription Criteria:** Please see page 111.

	1 <sup>st</sup>	2 <sup>nd</sup>	3 <sup>rd</sup>
No. of Preferences received	43	14	12
No. of places allocated	40		
Criterion allocated to	3		
No. of appeals heard	0		

## **Fowlmere Primary School**

☎ 01763 208203

The Butts, Fowlmere, Royston, SG8 7SL

School Code	2011	Age Range	4 – 11
PAN for 2018	17	School Type	Community

**Catchment Area:** Fowlmere, Great and Little Chishall, Chishall Grange and Heydon

**Oversubscription Criteria:** Please see page 111.

	1 <sup>st</sup>	2 <sup>nd</sup>	3 <sup>rd</sup>
No. of Preferences received	13	5	6
No. of places allocated	14		
Criterion allocated to	6		
No. of appeals heard	0		

## **Foxton Primary School**

☎ 01223 712447

11 Hardman Road, Foxton, Cambridgeshire, CB22 6RN

School Code	2012	Age Range	4 – 11
PAN for 2018	17	School Type	Community

**Catchment Area:** Foxton

**Oversubscription Criteria:** Please see page 111.

	1 <sup>st</sup>	2 <sup>nd</sup>	3 <sup>rd</sup>
No. of Preferences received	13	2	7
No. of places allocated	14		
Criterion allocated to	6		
No. of appeals heard	0		

## Fulbourn Primary School

School Lane, Fulbourn, Cambridgeshire, CB21 5BH

☎ 01223 712525

School Code	2328	Age Range	4 – 11
PAN for 2018	45	School Type	Community

\*Additional places were offered to meet local need.

**Catchment Area:** Fulbourn

**Oversubscription Criteria:** Please see page 111.

	1 <sup>st</sup>	2 <sup>nd</sup>	3 <sup>rd</sup>
No. of Preferences received	44	8	4
No. of places allocated	46*		
Criterion allocated to	6		
No. of appeals heard	0		

## Gamlingay First School

Green End, Gamlingay, SG19 3LE

☎ 01767 650208

School Code	2014	Age Range	4 – 11
PAN for 2018	48	School Type	Academy

**Catchment Area:** Everton Heath, East Hatley, Hatley St George, Gamlingay and Tetworth

**Oversubscription Criteria:**

Children who have a statement of special educational needs that names the school will be admitted.

NB. Those children with a statement of special educational needs that does not name the school will be referred to SAT to determine an appropriate place.

1. Children in Care, also known as Looked After Children (LAC), and children who were looked after but ceased to be so by reason of adoption, a child arrangement order (resident order) or special guardianship order;
2. Children living in the catchment area with a sibling at the school at the time of admission;
3. Children living in the catchment area;
4. Children living outside the catchment area who have a sibling at the school at the time of admission;
5. Children living outside the catchment area who have applied and been unable to gain a place at their Cambridgeshire catchment area school because of oversubscription;
6. Children who live outside the catchment area, but nearest the school as measured by a straight line.

**In cases of equal merit in each set of criteria, priority will go to children living nearest the school as measured by a straight line. Please refer to the Glossary of Terms on page 136 for further information.**

	1 <sup>st</sup>	2 <sup>nd</sup>	3 <sup>rd</sup>
No. of Preferences received	41	1	3
No. of places allocated	42		
Criterion allocated to	6		
No. of appeals heard	0		

## Girton Glebe Primary School

Cambridge Road, Girton, Cambridgeshire, CB3 0PN

☎ 01223 276484

School Code	2015	Age Range	4 – 11
PAN for 2018	30	School Type	Community

**Catchment Area:** Girton

**Oversubscription Criteria:** Please see page 111.

	1 <sup>st</sup>	2 <sup>nd</sup>	3 <sup>rd</sup>
No. of Preferences received	17	34	17
No. of places allocated	19		
Criterion allocated to	6		
No. of appeals heard	0		

## Great and Little Shelford C of E Primary School

☎ 01223 843107

Church Street, Great Shelford, Cambridgeshire, CB22 5EL

School Code	3310	Age Range	4 – 11
PAN for 2018	30	School Type	Voluntary Aided

**Catchment Area:** Great Shelford, Little Shelford as well as wider on religious grounds

### Oversubscription Criteria:

Children who have a statement of special educational needs that names the school will be admitted.

NB. Those children with a statement of special educational needs that does not name the school will be referred to SAT to determine an appropriate place.

- Children in Care, also known as Looked After Children (LAC), and children who were looked after but ceased to be so by reason of adoption, a child arrangement order (resident order) or special guardianship order (supportive evidence will be required);
- Children living in the parishes of Great and Little Shelford using the following criteria in order:
  - The attendance of a brother or sister at the time of admission;
  - Children whose families are involved in the life and work of St Mary's Church, Great Shelford or All Saint's Church, Little Shelford in the following order of priority: i) families at the heart of their church ii) families attached to their church iii) families known to their church
  - Children whose families are involved in the life and work of any other Christian church in the following order of priority: i) families at the heart of their church ii) families attached to their church iii) families known to their church
  - Children living closest to the school according to the shortest straight line distance
- Children applying from outside Great and Little Shelford using the same criteria and in order as in 2) above.

**Under criteria 2 and 3 above, applications made under sub-sections b) and c) must be supported by the completion of the school's Supplementary Information Form. This SIF should be submitted to the school by the application deadline. In case of equal merit, priority will go to children living nearest to the school according to the shortest straight line distance. Please refer to the Glossary of Terms on page 136 for further information.**

	1 <sup>st</sup>	2 <sup>nd</sup>	3 <sup>rd</sup>
No. of Preferences received	45	28	10
No. of places allocated	30		
Criterion allocated to	2d		
No. of appeals heard	1		

## Great Abington Primary School

High Street, Great Abington, Cambridgeshire, CB21 6AE

☎ 01223 891362

School Code	2016	Age Range	4 – 11
PAN for 2018	20	School Type	Community

**Catchment Area:** Great Abington, Little Abington and Hildersham

**Oversubscription Criteria:** Please see page 111.

	1 <sup>st</sup>	2 <sup>nd</sup>	3 <sup>rd</sup>
No. of Preferences received	18	15	9
No. of places allocated	20		
Criterion allocated to	6		
No. of appeals heard	0		

## Great Wilbraham C of E Primary School

Church Street, Wilbraham, Cambridgeshire, CB21 5JQ

☎ 01223 880408

School Code	3017	Age Range	3 – 11
PAN for 2018	15	School Type	Voluntary Controlled

**Catchment Area:** Great Wilbraham, Little Wilbraham and Six Mile Bottom

**Oversubscription Criteria:** Please see page 111.

	1 <sup>st</sup>	2 <sup>nd</sup>	3 <sup>rd</sup>
No. of Preferences received	11	5	14
No. of places allocated	12		
Criterion allocated to	6		
No. of appeals heard	0		

## Guilden Morden C of E Primary School

Pound Green, Guilden Morden, SG8 0JZ

☎ 01763 852318

School Code	2042	Age Range	4 – 11
PAN for 2018	12	School Type	Academy

**Catchment Area:** Guilden Morden

### Oversubscription Criteria:

Children who have a statement of special educational needs that names the school will be admitted.

NB. Those children with a statement of special educational needs that does not name the school will be referred to SAT T to determine an appropriate place.

1. Children in Care, also known as Looked After Children (LAC), and children who were looked after but ceased to be so by reason of adoption, a child arrangement order (resident order) or special guardianship order;
2. Children living in the catchment area with a sibling at the school at the time of admission;
3. Children living in the catchment area;
4. Children living outside the catchment area who have a sibling at the school at the time of admission;
5. Children living outside the catchment area who have applied and been unable to gain a place at their Cambridgeshire catchment area school because of oversubscription;
6. Children who live outside the catchment area, but nearest the school as measured by a straight line.

**In cases of equal merit in each set of criteria, priority will go to children living nearest the school as measured by a straight line. Please refer to the Glossary of Terms on page 136 for further information.**



	1 <sup>st</sup>	2 <sup>nd</sup>	3 <sup>rd</sup>
No. of Preferences received	4	2	4
No. of places allocated	4		
Criterion allocated to	6		
No. of appeals heard	0		

## Hardwick and Cambourne Community Primary School - Hardwick

Limes Road, Hardwick, Cambridgeshire, CB23 7RE  
Sheepfold Lane, Cambourne, CB23 6FR

☎ 01954 210070

School Code	2315	Age Range	2 – 11
PAN for 2018	105	School Type	Community

The catchment area will now serve the village of Hardwick, and the whole of Cambourne.

Oversubscription Criteria: Please see page 111

	1 <sup>st</sup>	2 <sup>nd</sup>	3 <sup>rd</sup>
No. of Preferences received	93	41	39
No. of places allocated	96		
Criterion allocated to	6		
No. of appeals heard	0		

## Harston and Newton Primary School

☎ 01223 870345

High Street, Harston, Cambridgeshire, CB22 7PX

School Code	2018	Age Range	4 – 11
PAN for 2018	25	School Type	Community

\* Additional places were offered to meet catchment need.

Catchment Area: Harston and Newton

Oversubscription Criteria: Please see page 111

### Harston and Newton Primary School

	1 <sup>st</sup>	2 <sup>nd</sup>	3 <sup>rd</sup>
No. of Preferences received	23	9	23
No. of places allocated	26*		
Criterion allocated to	6		
No. of appeals heard	0		

## Haslingfield Primary School

☎ 01223 870457

High Street, Haslingfield, Cambridgeshire, CB23 1JW

School Code	3035	Age Range	4 – 11
PAN for 2018	20	School Type	Voluntary Controlled

Catchment Area: Haslingfield and Harlton

Oversubscription Criteria: Please see page 111.

	1 <sup>st</sup>	2 <sup>nd</sup>	3 <sup>rd</sup>
No. of Preferences received	14	12	13
No. of places allocated	14		
Criterion allocated to	6		
No. of appeals heard	0		

## Hatton Park Primary School

Hatton's Park, Longstanton, Cambridgeshire, CB24 3DL

☎ 01954 273315

School Code	2007	Age Range	4 – 11
PAN for 2018	30	School Type	Academy

\* Additional places were offered to meet catchment need.

**Catchment Area:** Longstanton

### Oversubscription Criteria:

Children who have a statement of special educational needs that names the school will be admitted.

NB. Those children with a statement of special educational needs that does not name the school will be referred to SAT to determine an appropriate place.

1. Children in Care, also known as Looked After Children (LAC), and children who were looked after but ceased to be so by reason of adoption, a child arrangement order (resident order) or special guardianship order;
2. Children living in the catchment area with a sibling at the school at the time of admission.
3. Children living in the catchment area.
4. Children living outside the catchment area who have a sibling at the school at the time of admission.
5. Children living outside the catchment area who have applied and been unable to gain a place at their Cambridgeshire catchment area school because of oversubscription.
6. Children who live outside the catchment area, but nearest the school as measured by a straight line.

**In cases of equal merit in each set of criteria, priority will go to children living nearest the school as measured by a straight line. Please refer to the Glossary of Terms on page 136 for further information.**

	1 <sup>st</sup>	2 <sup>nd</sup>	3 <sup>rd</sup>
No. of Preferences received	47	16	6
No. of places allocated	45*		
Criterion allocated to	3		
No. of appeals heard	0		

## Hauxton Primary School

Jopling Way, Hauxton, Cambridgeshire, CB22 5HY

☎ 01223 870364

School Code	2205	Age Range	4 – 11
PAN for 2018	15	School Type	Community

**Catchment Area:** Hauxton

**Oversubscription Criteria:** Please see page 111.

	1 <sup>st</sup>	2 <sup>nd</sup>	3 <sup>rd</sup>
No. of Preferences received	16	15	14
No. of places allocated	15		
Criterion allocated to	6		
No. of appeals heard	0		

## Histon and Impington Infant School

New School Road, Histon, Cambridgeshire, CB24 9LL

☎ 01223 568826

School Code	2319	Age Range	4 – 7
PAN for 2018	90	School Type	Academy

\* Additional places were offered to meet local need

**Catchment Area:** Histon and Impington

### Oversubscription Criteria:

Children who have a statement of special educational needs that names the school will be admitted.

NB. Those children with a statement of special educational needs that does not name the school will be referred to SAT to determine an appropriate place.

1. Children in Care, also known as Looked After Children (LAC), and children who were looked after but ceased to be so by reason of adoption, a child arrangement order (resident order) or special guardianship order;
2. Children living in the catchment area with a sibling at the school (or partner junior school) at the time of admission.
3. Children living in the catchment area.
4. Children living outside the catchment area who have a sibling at the school (or partner junior school) at the time of admission.
5. Children living outside the catchment area who have applied and been unable to gain a place at their Cambridgeshire catchment area school because of oversubscription.
6. Children who live outside the catchment area, but nearest the school as measured by a straight line.

**In cases of equal merit in each set of criteria, priority will go to children living nearest the school as measured by a straight line. Please refer to the Glossary of Terms on page 136 for further information.**

	1 <sup>st</sup>	2 <sup>nd</sup>	3 <sup>rd</sup>
No. of Preferences received	96	39	18
No. of places allocated	98*		
Criterion allocated to	6		
No. of appeals heard	0		

## Histon and Impington Junior School

The Green, Histon, Cambridgeshire, CB24 9JA

☎ 01223 712192

School Code	2318	Age Range	7 – 11
PAN for 2018	90	School Type	Academy

**Catchment Area:** Histon and Impington

### Oversubscription Criteria:

Children who have a statement of special educational needs that names the school will be admitted.

NB. Those children with a statement of special educational needs that does not name the school will be referred to SAT to determine an appropriate place.

1. Children in Care, also known as Looked After Children (LAC), and children who were looked after but ceased to be so by reason of adoption, a child arrangement order (resident order) or special guardianship order;
2. Children who live in the catchment area, attend the partner infant school and who have a sibling at the school (or partner infant school) at the time of admission.
3. Children who live in the catchment area who have a sibling at the school (or partner infant school) at the time of admission.
4. Children who live in the catchment area and who attend the partner infant school.
5. Children living in the catchment area.
6. Children who live outside the catchment area, but attend the partner infant school and have a sibling at the school (or partner infant school) at the time of admission.
7. Children who live outside the catchment area, but have a sibling at the school (or partner infant school) at the time of admission.

8. Children who live outside the catchment area, but who attend the partner infant school.
9. Children living outside the catchment area who have applied and been unable to gain a place at their Cambridgeshire catchment area school because of oversubscription.
10. Children who live outside the catchment area, but nearest the school as measured by a straight line.

**In cases of equal merit in each set of criteria, priority will go to children living nearest the school as measured by a straight line. Please refer to the Glossary of Terms on page 136 for further information.**

	1 <sup>st</sup>	2 <sup>nd</sup>	3 <sup>rd</sup>
<b>No. of Preferences received</b>	<b>91</b>	<b>1</b>	<b>0</b>
<b>No. of places allocated</b>	<b>90</b>		
<b>Criterion allocated to</b>	<b>9</b>		
<b>No. of appeals heard</b>	<b>0</b>		

## The Icknield Primary School

☎ 01223 508750

Lynton Way, Sawston, Cambridgeshire, CB22 3EA

<b>School Code</b>	<b>2202</b>	<b>Age Range</b>	<b>4 – 11</b>
<b>PAN for 2018</b>	<b>30</b>	<b>School Type</b>	<b>Foundation with a Trust</b>

**Catchment Area:** Sawston – east of a line extending to the northern boundary and passing through the water tower (Babraham Road) to Church Lane and also to the south not including High Street London Road developments.

### Oversubscription Criteria:

Children who have a statement of special educational needs that names the school will be admitted.

NB. Those children with a statement of special educational needs that does not name the school will be referred to SAT to determine an appropriate place.

1. Children in Care, also Looked After Children (LAC), and children who were looked after but ceased to be so by reason of adoption, a child arrangement order (resident order) or special guardianship order;
2. The child resides in the school's catchment area with a sibling attending the school at the time of admission.
3. The child resides in the school's catchment area.
4. The child does not reside in the catchment area for the school but has a sibling attending the school at the time of admission.
5. The child does not reside in the catchment area

**In cases of equal merit in each set of criteria, priority will go to children living nearest the school as measured by a straight line. Please refer to the Glossary of Terms on page 136 for further information.**

	1 <sup>st</sup>	2 <sup>nd</sup>	3 <sup>rd</sup>
<b>No. of Preferences received</b>	<b>16</b>	<b>26</b>	<b>9</b>
<b>No. of places allocated</b>	<b>20</b>		
<b>Criterion allocated to</b>	<b>5</b>		
<b>No. of appeals heard</b>	<b>0</b>		

## Jeavons Wood Primary School

☎ 01954 717180

Eastgate, Great Cambourne, CB23 6DZ

<b>School Code</b>	<b>5205</b>	<b>Age Range</b>	<b>4 – 11</b>
<b>PAN for 2018</b>	<b>60</b>	<b>School Type</b>	<b>Academy</b>

**Catchment Area:** The school will serve the whole of Cambourne. Please also see entry for Hardwick Primary School.

### Oversubscription Criteria:

Children who have a statement of special educational needs that names the school will be admitted.

NB. Those children with a statement of special educational needs that does not name the school will be referred to SAT to determine an appropriate place.

1. Children in care, also looked after children (LAC), and children who were looked after but ceased to be so by reason of adoption, a child arrangement order (resident order) or special guardianship order

- Children with a sibling at the school at the time of admission and who live in the catchment area;
- Children living in the catchment area;
- Children living outside the catchment area who have a sibling at the school at the time of admission;
- Children living outside the catchment area who have applied and been unable to gain a place at their Cambridgeshire catchment area school because of oversubscription
- Children who live out of catchment.

**In cases of equal merit in each set of criteria, priority will go to children living nearest the school as measured by a straight line. Please refer to the Glossary of Terms on page 136 for further information.**

	1 <sup>st</sup>	2 <sup>nd</sup>	3 <sup>rd</sup>
<b>No. of Preferences received</b>	<b>51</b>	<b>46</b>	<b>34</b>
<b>No. of places allocated</b>	<b>51</b>		
<b>Criterion allocated to</b>	<b>4</b>		
<b>No. of appeals heard</b>	<b>0</b>		

## **Linton C of E Infant School**

Church Lane, Linton, CB21 4JX

☎ 01223 891421

<b>School Code</b>	<b>3317</b>	<b>Age Range</b>	<b>4 – 7</b>
<b>PAN for 2018</b>	<b>60</b>	<b>School Type</b>	<b>Voluntary Aided</b>

**Catchment Area:** Linton, Bartlow as well as a wider area on religious grounds.

### **Oversubscription Criteria:**

Children who have a statement of special educational needs that names the school will be admitted.

NB. Those children with a statement of special educational needs that does not name the school will be referred to SAT to determine an appropriate place.

- Children in Care, also known as Looked After Children (LAC), and children who were looked after but ceased to be so by reason of adoption, a child arrangement order (resident order) or special guardianship order;
- Children living within the catchment area with a sibling (i.e. a child living in the same home) attending the school (or Linton Heights Junior School) at the time of admission;
- Children living within the catchment area;
- Children whose families are involved in the life and work of St Mary's Church Linton or St Mary's Church Bartlow, but who live outside the catchment area. (A letter from the Team Rector will be required to confirm a family's involvement in the life and work of St Mary's Churches Linton or Bartlow and any positive responses under this criterion will be treated equally) ;
- Children living outside the catchment area with a sibling (i.e. a child living in the same home) attending the school (or Linton Heights Junior School) at the time of admission.
- Children living nearest to the school measured by the shortest straight line distance.

**In cases of equal merit in each set of criteria, priority will go to children living nearest the school as measured by a straight line. Please refer to the Glossary of Terms on page 136 for further information.**

	1 <sup>st</sup>	2 <sup>nd</sup>	3 <sup>rd</sup>
<b>No. of Preferences received</b>	<b>70</b>	<b>13</b>	<b>5</b>
<b>No. of places allocated</b>	<b>60</b>		
<b>Criterion allocated to</b>	<b>3</b>		
<b>No. of appeals heard</b>	<b>4</b>		

## **Linton Heights Junior School**

Wheatsheaf Wav. Linton. CB21 4XB

☎ 01223 892210

<b>School Code</b>	<b>2204</b>	<b>Age Range</b>	<b>7 – 11</b>
<b>PAN for 2018</b>	<b>60</b>	<b>School Type</b>	<b>Academy</b>

**Catchment Area:** Linton, Bartlow.

### **Oversubscription Criteria:**

Children who have a statement of special educational needs that names the school will be admitted.

NB. Those children with a statement of special educational needs that does not name the school will be referred to SAT to determine an appropriate place.

1. Children in Care, also known as Looked After Children (LAC), and children who were looked after but ceased to be so by reason of adoption, a child arrangement order (resident order) or special guardianship order;
2. Children who live in the catchment area, attend the partner infant school and who have a sibling at the school (or partner infant school) at the time of admission.
3. Children who live in the catchment area who have a sibling at the school (or partner infant school) at the time of admission.
4. Children who live in the catchment area and who attend the partner infant school.
5. Children living in the catchment area.
6. Children who live outside the catchment area, but attend the partner infant school and have a sibling at the school (or partner infant school) at the time of admission.
7. Children who live outside the catchment area, but have a sibling at the school (or partner infant school) at the time of admission.
8. Children who live outside the catchment area, but who attend the partner infant school.
9. Children living outside the catchment area who have applied and been unable to gain a place at their Cambridgeshire catchment area school because of oversubscription.
10. Children who live outside the catchment area, but nearest the school as measured by a straight line.

**In cases of equal merit in each set of criteria, priority will go to children living nearest the school as measured by a straight line.**

	1 <sup>st</sup>	2 <sup>nd</sup>	3 <sup>rd</sup>
<b>No. of Preferences received</b>	<b>55</b>	<b>0</b>	<b>0</b>
<b>No. of places allocated</b>	<b>55</b>		
<b>Criterion allocated to</b>	<b>8</b>		
<b>No. of appeals heard</b>	<b>0</b>		

## The Meadow Primary School

High Street, Balsham, Cambridgeshire, CB21 4DJ

☎ 01223 894400

<b>School Code</b>	<b>2025</b>	<b>Age Range</b>	<b>4 – 11</b>
<b>PAN for 2018</b>	<b>40</b>	<b>School Type</b>	<b>Academy</b>

**Catchment Area:** Balsham, Streetly End, West Wickham, Weston Colville and West Wrating

### Oversubscription Criteria:

Children who have a statement of special educational needs that names the school will be admitted.

NB. Those children with a statement of special educational needs that does not name the school will be referred to SAT to determine an appropriate place.

1. Children in Care, also known as Looked After Children (LAC), and children who were looked after but ceased to be so by reason of adoption, a child arrangement order (resident order) or special guardianship order;
2. Children living in the catchment area with a sibling at the school at the time of admission.
3. Children living in the catchment area.
4. Children living outside the catchment area who have a sibling at the school at the time of admission.
5. Children living outside the catchment area who have applied and been unable to gain a place at their Cambridgeshire catchment area school because of oversubscription.
6. Children who live outside the catchment area, but nearest the school as measured by a straight line.

**In cases of equal merit in each set of criteria, priority will go to children living nearest the school as measured by a straight line. Please refer to the Glossary of Terms on page 136 for further information.**

	1 <sup>st</sup>	2 <sup>nd</sup>	3 <sup>rd</sup>
<b>No. of Preferences received</b>	<b>26</b>	<b>7</b>	<b>3</b>
<b>No. of places allocated</b>	<b>29</b>		
<b>Criterion allocated to</b>	<b>6</b>		
<b>No. of appeals heard</b>	<b>0</b>		

## Melbourn Primary School

Mortlock Street, Melbourn, SG8 6DB

☎ 01763 223457

School Code	2028	Age Range	4 – 11
PAN for 2018	45	School Type	Community

\* Additional places were offered to meet catchment need.

Catchment Area: Melbourn

Oversubscription Criteria: Please see page 111

	1 <sup>st</sup>	2 <sup>nd</sup>	3 <sup>rd</sup>
No. of Preferences received	57	12	9
No. of places allocated	56*		
Criterion allocated to	3		
No. of appeals heard	2		

\* Additional places were offered to meet local need.

## Meldreth Primary School

High Street, Meldreth, SG8 6LA

☎ 01763 260432

School Code	2029	Age Range	4 – 11
PAN for 2018	25	School Type	Community

Catchment Area: Meldreth

Oversubscription Criteria: Please see page 111.

### Meldreth Primary School

	1 <sup>st</sup>	2 <sup>nd</sup>	3 <sup>rd</sup>
No. of Preferences received	27	28	13
No. of places allocated	25		
Criterion allocated to	4		
No. of appeals heard	0		

## The Meridian Primary School

Harbour Avenue, Comberton, Cambridgeshire, CB23 7DD

☎ 01223 262423

School Code	2059	Age Range	4 – 11
PAN for 2018	45	School Type	Community

Catchment Area: Comberton, Great Eversden, Little Eversden and Toft

Oversubscription Criteria: Please see page 111.

	1 <sup>st</sup>	2 <sup>nd</sup>	3 <sup>rd</sup>
No. of Preferences received	12	9	9
No. of places allocated	12		
Criterion allocated to	4		
No. of appeals heard	0		

## Milton C of E Academy

Humphries Way, Milton, Cambridgeshire, CB24 6DL

☎ 01223 508783

School Code	3026	Age Range	4 – 11
PAN for 2018	60	School Type	Academy

**Catchment Area:** Milton

### Oversubscription Criteria:

Children who have a statement of special educational needs that names the school will be admitted.

NB. Those children with a statement of special educational needs that does not name the school will be referred to SAT to determine an appropriate place.

1. Children in Care, also known as Looked After Children (LAC), and children who were looked after but ceased to be so by reason of adoption, a child arrangement order (resident order) or special guardianship order;
2. Children living in the catchment area with a sibling at the school at the time of admission;
3. Children living in the catchment area;
4. Children living outside the catchment area who have a sibling at the school at the time of admission;
5. Children living outside the catchment area who have applied and been unable to gain a place at their Cambridgeshire catchment area school because of oversubscription;
6. Children who live outside the catchment area, but nearest the school as measured by a straight line.

**In cases of equal merit in each set of criteria, priority will go to children living nearest the school as measured by a straight line. Please refer to the Glossary of Terms on page 136 for further information.**

	1 <sup>st</sup>	2 <sup>nd</sup>	3 <sup>rd</sup>
No. of Preferences received	43	23	0
No. of places allocated	51		
Criterion allocated to	6		
No. of appeals heard	0		

## Monkfield Park Primary School

School Lane, Great Cambourne, CB23 5AX

☎ 01954 273377

School Code	2449	Age Range	4 – 11
PAN for 2018	60	School Type	Community

**Catchment Area:** The school will serve the whole of Cambourne. Please also see entry for Hardwick Primary School.

**Oversubscription Criteria:** Please see page 111

	1 <sup>st</sup>	2 <sup>nd</sup>	3 <sup>rd</sup>
No. of Preferences received	31	42	39
No. of places allocated	32		
Criterion allocated to	3		
No. of appeals heard	0		



## Oakington C of E Primary School

Water Lane, Oakington and Westwick, CB24 3AL

☎ 01223 232328

School Code	3321	Age Range	4 – 11
PAN for 2018	25	School Type	Voluntary Aided

**Catchment Area:** Oakington and Westwick (and a wider area on religious grounds)

### Oversubscription Criteria:

Children who have a statement of special educational needs that names the school will be admitted.

NB. Those children with a statement of special educational needs that does not name the school will be referred to SAT to determine an appropriate place.

The oversubscription criteria are as follows:

1. Children in Care, also Looked After Children (LAC), and children who were looked after but ceased to be so by reason of adoption, a child arrangement order (resident order) or special guardianship order;
2. Children living in the parishes of Oakington and Westwick at the time of admission.
3. Children living outside Oakington and Westwick with a sibling at the school at the time of admission.
4. Children living outside Oakington and Westwick, with priority being given to those who live closest.

If it becomes necessary to consider children who satisfy the same admission criteria, priority will be given to children who live nearest the school. The distance, for admission purposes, is measured using the straight line distance from the reference point of the home to the reference point of the school, both as determined by the National Land and Property Gazetteer (NPLG). **Please refer to the Glossary of Terms on page 136 for further information.**

Sibling means having at least one parent in common or living in the same household as brother and sisters.

	1 <sup>st</sup>	2 <sup>nd</sup>	3 <sup>rd</sup>
No. of Preferences received	15	24	26
No. of places allocated	16		
Criterion allocated to	4		
No. of appeals heard	0		

## Over Primary School

Long Furlong, Over, Cambridgeshire, CB24 5PG

☎ 01954 273332

School Code	2031	Age Range	4 – 11
PAN for 2018	40	School Type	Community

**Catchment Area:** Over

**Oversubscription Criteria:** Please see page 111.

	1 <sup>st</sup>	2 <sup>nd</sup>	3 <sup>rd</sup>
No. of Preferences received	19	20	3
No. of places allocated	19		
Criterion allocated to	6		
No. of appeals heard	0		

## The Pathfinder C of E Primary School

Pathfinder Way, Northstowe CB24 1AA

 TBC

School Code	3302	Age Range	4-11
PAN for 2018	10	School Type	Voluntary Aided

The school is being built as 3 Forms of Entry with a final PAN of 90. The PAN for 2018-2019 is provisionally set at 10 in each year group for Foundation & Key Stage 1, and 5 in each year group for Key Stage 2, however, pupils will be admitted during 2018-2019 at the rate at which families move into the Northstowe development.

**Catchment Area:** This is a new school which serves the new community of Northstowe, South Cambridgeshire, and welcomes pupils from a wider area on religious grounds.

### Oversubscription Criteria:

Children who have a statement of special educational needs that names the school will be admitted. NB. Those children with a statement of special educational needs that does not name the school will be referred to SAT to determine an appropriate place.

Parents who wish to have their children educated in a Church of England School will have their requests for admission considered, but in the event of the school being oversubscribed, applications will be considered in the following order of priority:

1. Children in Care, also Looked After Children (LAC), and children who were looked after but ceased to be so by reason of adoption, a child arrangement order (resident order) or special guardianship order;
2. Children living in the catchment area with a sibling at the school at the time of admission;
3. Children living in the catchment area;
4. Children living outside the catchment area who have a sibling at the school at the time of admission;
5. Children of regular worshippers of a Christian church who have expressed a preference for a church school education;
6. Children living outside the catchment area.

NB. All parents wishing to apply under the school's religious criteria must also provide a letter from their parish priest, minister or religious leader confirming the family is known and involved in the life of the church or worshipping community

In cases of equal merit in each set of criteria, priority will go to children living nearest the school as measured by a straight line from the reference point of the home to the reference point of the school, both as determined by the OS AddressBase Premium™.

	1 <sup>st</sup>	2 <sup>nd</sup>	3 <sup>rd</sup>
No. of Preferences received	0	16	3
No. of places allocated	0		
Criterion allocated to	NA		
No. of appeals heard	NA		

## Pendragon Primary School

Varrier Jones Drive, Papworth Everard, Cambridgeshire, CB23 3XQ

 01480 830267

School Code	2033	Age Range	4 – 11
PAN for 2018	60	School Type	Community

**Catchment Area:** Papworth Everard

**Oversubscription Criteria:** Please see page 111.

	1 <sup>st</sup>	2 <sup>nd</sup>	3 <sup>rd</sup>
No. of Preferences received	52	6	5
No. of places allocated	55		
Criterion allocated to	6		
No. of appeals heard	0		

## Petersfield C of E Primary School

Hurdleditch Road, Orwell, SG8 5QG

☎ 01223 207382

School Code	3331	Age Range	4 – 11
PAN for 2018	30	School Type	Voluntary Aided

**Catchment Area:** The catchment area is defined as the ecclesiastical parishes of Arrington, Croydon, Orwell, Tadlow, Whaddon, Wimpole.

### Oversubscription Criteria:

Children who have a statement of special educational needs that names the school will be admitted.

NB. Those children with a statement of special educational needs that does not name the school will be referred to SAT to determine an appropriate place.

1. Children in Care, also Looked After Children (LAC), and children who were looked after but ceased to be so by reason of adoption, a child arrangement order (resident order) or special guardianship order;
2. Children living in the catchment area with a sibling at the school at the time of admission.
3. Children living in the catchment area who live nearest the school as measured by a straight line.

Children from outside the catchment area will be admitted if the admissions number from within the catchment area is less than 30. The following priorities will apply:

1. Children living outside the catchment area with a sibling at the school at the time of admission
2. Children of parents who attend Christian Churches. This needs to be substantiated in the form of a letter from their priest or minister.
3. Children who live nearest the school as measured by straight line.

Please refer to the Glossary of Terms on page 136 for further information.

	1 <sup>st</sup>	2 <sup>nd</sup>	3 <sup>rd</sup>
No. of Preferences received	21	2	1
No. of places allocated	22		
Criterion allocated to	OC 3		
No. of appeals heard	0		

## Stapleford Community Primary School

Bar Lane, Stapleford, Cambridgeshire, CB22 5BJ

☎ 01223 508720

School Code	2041	Age Range	4 – 11
PAN for 2018	30	School Type	Foundation with a Trust

**Catchment Area:** Stapleford

### Oversubscription Criteria:

Children whose statement of special educational needs names the school will be admitted irrespective of whether there are places available in the year group.

NB. Those children with a statement of special educational needs that does not name the school will be referred to SAT to determine an appropriate place.

- 1 Children in Care, also Looked After Children (LAC), and children who were looked after but ceased to be so by reason of adoption, a child arrangement order (resident order) or special guardianship order;
- 2 The child resides in the school's catchment area with a sibling attending the school at time of admission.
- 3 The child resides in the school's Catchment Area;
- 4 The child does not reside in the catchment area for the school but has a sibling attending the school at the time of admission.
- 5 The child does not reside in the Catchment Area.

In cases of equal merit, priority will go to the child closest to the school by the shortest straight line distance. Please refer to the Glossary of Terms on page 136 for further information.

	1 <sup>st</sup>	2 <sup>nd</sup>	3 <sup>rd</sup>
No. of Preferences received	28	31	14
No. of places allocated	60		
Criterion allocated to	6		
No. of appeals heard	1		

## Steeple Morden C of E Primary School

☎ 01763 852474

7 Hay Street, Steeple Morden, SG8 0PD

School Code	3029	Age Range	4 – 11
PAN for 2018	30	School Type	Voluntary Controlled

**Catchment Area:** Steeple Morden, Litlington, Abington Pigotts, Odsey

**Oversubscription Criteria:** Please see page 111

	1 <sup>st</sup>	2 <sup>nd</sup>	3 <sup>rd</sup>
No. of Preferences received	24	13	4
No. of places allocated	24		
Criterion allocated to	6		
No. of appeals heard	0		

## Swavesey Primary School

☎ 01954 273312

Middle Watch, Swavesey, Cambridgeshire, CB24 4RN

School Code	2046	Age Range	4 – 11
PAN for 2018	40	School Type	Community

**Catchment Area:** Swavesey and Lolworth

**Oversubscription Criteria:** Please see page 111

	1 <sup>st</sup>	2 <sup>nd</sup>	3 <sup>rd</sup>
No. of Preferences received	38	12	17
No. of places allocated	38		
Criterion allocated to	6		
No. of appeals heard	0		

## Teversham C of E Primary School

☎ 01223 293357

Church Road, Teversham, Cambridge, CB1 9AZ

School Code	3325	Age Range	4 – 11
PAN for 2018	30	School Type	Voluntary Aided

**Catchment area:** The school has a catchment area, defined by the Local Authority, but welcome applications from all children, regardless of religious affiliation or residential location. Information about the catchment area is available from the Local Authority or the school.

### Oversubscription Criteria:

Children who have a statement of special educational needs that names the school will be admitted.

NB. Those children with a statement of special educational needs that does not name the school will be referred to SAT to determine an appropriate place.

1. Children in Care, also known as Looked After Children (LAC), and children who were looked after but ceased to be so by reason of adoption, a child arrangement order (resident order) or special guardianship order;
2. Children who live in the catchment area with a sibling at the school at the time of admission;

- Children who live in the catchment area whose parents worship regularly at a Christian Church
- Children who live in the catchment area;
- Children outside the catchment area with a sibling at the school at the time of admission;
- Children living outside the catchment area whose parents worship regularly at a Christian Church.
- Children who live nearest the school according to the shortest straight line distance.

**In cases of equal merit priority will go to children living nearest the school by shortest straight line distance. Please refer to the Glossary of Terms on page 136 for further information.**

**Regular worshipping members' means at least once a month average attendance.**

**The Governing Body requires a letter from the parent's incumbent or other religious leader for applications under the church criteria. These letters should indicate which of the criteria is met.**

	1 <sup>st</sup>	2 <sup>nd</sup>	3 <sup>rd</sup>
No. of Preferences received	15	8	10
No. of places allocated	17		
Criterion allocated to	7		
No. of appeals heard	0		

## Thriplow C of E Primary School

☎ 01763 208213

School Lane, Thriplow, SG8 7RH

School Code	3326	Age Range	4 – 11
PAN for 2018	15	School Type	Academy

**Catchment Area:** Thriplow School serves the County Parish of Thriplow. The parish includes Thriplow village, Thriplow Heath, Pepperslade, Hurdles Way, Heathfield, and Ringstone. For transport purposes the Local Authority excludes from the catchment area those houses in Thriplow Parish which are located to the west in Pepperslade and Heathfield.

### Oversubscription Criteria:

Children who have a statement of special educational needs that names the school will be admitted.

NB. Those children with a statement of special educational needs that does not name the school will be referred to SAT to determine an appropriate place.

- Children in Care, also known as Looked After Children (LAC), and children who were looked after but ceased to be so by reason of adoption, a child arrangement order (resident order) or special guardianship order;
- All children residing in the parish of Thriplow which includes Thriplow village, Thriplow Heath, Hurdles Way, Ringstone, Pepperslade and Heathfield;
- Children of staff employed for two or more years.
- Siblings of those on the roll at the time of admission. *For the purpose of the admissions policy sibling is defined as a child or children who live in the same family home;*
- Children whose families are involved in the work and worship of the Four Church Benefice. The Four Church Benefice being St George's Church, Thriplow; St Mary's Church, Fowlmere; St Laurence's Church, Foxton; and All Saint's Church, Shepreth, and who may also live outside the parish of Thriplow. **(A letter from the parish priest will be required to confirm a family's involvement in the life and work of a church.)** It is recognized that some families do not live, work and worship in the same place.
- Those children who are baptized and whose parents are active members of any Christian Church and for whom this is the nearest Church of England (Aided) School **(A letter from the parish priest will be required to confirm a family's involvement in the life and work of a church);**
- Children whose parents, if not worshipping members of a Christian Church, nevertheless wish their child to attend a Church of England (Aided) School because of its specifically religious emphasis;
- Children who live outside the catchment area, but for whom Thriplow school is the nearest school as measured by a straight line\* (see below);
- Children living outside the catchment area who have applied and been unable to gain a place at their Cambridgeshire catchment area school because of oversubscription.

**In cases of equal merit in each set of criteria, priority will go to children living nearest the school as measured by a straight line. Please refer to the Glossary of Terms on page 136 for further information.**

		1 <sup>st</sup>	2 <sup>nd</sup>	3 <sup>rd</sup>
No. of Preferences received		19	20	7
No. of places allocated		19*		
Criterion allocated to		8		
No. of appeals heard		0		

\*Additional places were offered to meet local need.

## The Vine Inter Church Primary School

The Vines, Upper Cambourne, CB23 6DY

☎ 01954 719630

School Code	3389	Age Range	4 – 11
PAN for 2018	60	School Type	Voluntary Aided

**Catchment Area:** The school will serve the whole of Cambourne. Please also see entry for Hardwick Primary School.

### Oversubscription Criteria:

Children who have a statement of special educational needs that names the school will be admitted.

NB. Those children with a statement of special educational needs that does not name the school will be referred to SAT to determine an appropriate place.

1. Children in Care, also known as Looked After Children (LAC), and children who were looked after but ceased to be so by reason of adoption, a child arrangement order (resident order) or special guardianship order;
2. Children living in the catchment area with a sibling at the school at the time of admission;
3. Children living in the catchment area;
4. Children living outside of the catchment area who have a sibling at the school at the time of admission;
5. Children living outside the catchment area who have applied and been unable to gain a place at their Cambridgeshire catchment area school because of oversubscription;
6. Children who live out of catchment.

In cases of equal merit, priority will go to children living nearest the school according to the shortest straight line distance. Please refer to the Glossary of Terms on page 136 for further information.

	1 <sup>st</sup>	2 <sup>nd</sup>	3 <sup>rd</sup>
No. of Preferences received	52	47	28
No. of places allocated	54		
Criterion allocated to	4		
No. of appeals heard	0		

## Waterbeach Community Primary School

High Street, Waterbeach, Cambridgeshire, CB25 9JU

☎ 01223 718988

School Code	2048	Age Range	4 – 11
PAN for 2018	60	School Type	Community

**Catchment Area:** Waterbeach, Landbeach and Chittering

**Oversubscription Criteria:** Please see page 111.

	1 <sup>st</sup>	2 <sup>nd</sup>	3 <sup>rd</sup>
No. of Preferences received	66	10	9
No. of places allocated	60		
Criterion allocated to	3		
No. of appeals heard	2		

## William Westley C of E Primary School

Mill Lane, Whittlesford, Cambridgeshire, CB22 4NE

☎ 01223 832176

School Code	3032	Age Range	4 – 11
PAN for 2018	30	School Type	Voluntary Controlled

Catchment Area: Whittlesford

Oversubscription Criteria: Please see page 111.

	1 <sup>st</sup>	2 <sup>nd</sup>	3 <sup>rd</sup>
No. of Preferences received	29	26	17
No. of places allocated	30		
Criterion allocated to	6		
No. of appeals heard	1		

## Willingham Primary School

Thoday's Close, Willingham, Cambridgeshire, CB24 5LE

☎ 01954 283030

School Code	2054	Age Range	4 – 11
PAN for 2018	60	School Type	Community

Catchment Area: Willingham

Oversubscription Criteria: Please see page 111.

	1 <sup>st</sup>	2 <sup>nd</sup>	3 <sup>rd</sup>
No. of Preferences received	39	2	7
No. of places allocated	44		
Criterion allocated to	6		
No. of appeals heard	0		

# Glossary of terms

<b>Academies</b>	Including Free Schools, University Technical Colleges, are state-funded independent schools.
<b>Application form</b>	Available either online or on paper for parents / carers to complete, stating which schools they would prefer their children to attend.
<b>Catchment area</b>	A defined geographical area surrounding a school from which it will usually take the majority of its pupils.
<b>Community school</b>	A school owned and run by the County Council.
<b>Designated school</b>	The Local Authority will offer a place at a school which is either: (a) the catchment school; (b) the nearest school with an available place; or (c) the school specified in the child's statement of Special Educational Need or Education Health and Care Plan. This allocation is known as the designated school.
<b>Distance Between Home and School</b>	<p>Distance within Cambridgeshire is calculated by measuring a straight line from the reference point of the home, as determined by OS AddressBase Premium™, to the reference point of the school.</p> <p>For families who live outside of Cambridgeshire, straight line distances are determined using a combination of local maps and on-line resources. Distances for transport purposes are measured by the shortest available route.</p> <p>In the event of (a) two or more children living at the same address point (e.g. children resident in a block of flats) or (b) two addresses measuring the same distance from the school, the ultimate tiebreaker will be random selection, witnessed by a Council officer, independent of the Admissions Team.</p>
<b>Foundation school</b>	A school which is funded by the County Council but run by its governing body.
<b>Foundation school with a Trust</b>	A school which is funded by the County Council, but managed by its governing body, and has formed links with a charitable organisation (the Trust) formed by partners such as universities, businesses or voluntary organisations.
<b>Home Address</b>	<p>Is considered to be a child's permanent or main residence at the time school places are allocated. This should also be the address where the child will be residing when they start school.</p> <p>Where a child's time is divided between more than one address, their "main residence" will be taken from where they spend the majority of their school nights (Sunday to Thursday), <b>and</b> to which the child benefit is paid.</p> <p>An address used for before and after-school childcare arrangements will <b>not</b> be considered.</p> <p>Places cannot be allocated on the basis of intended future changes of address, unless the move has been confirmed and the relevant proof can be provided;</p> <ul style="list-style-type: none"> <li>• a letter from your solicitor confirming exchange of contracts and completion date,</li> <li>• a copy of a rental agreement for at least 12 months signed by both the tenant and the landlord</li> </ul> <p>If the move is a return to a property currently tenanted a copy of the notice to quit will be required.</p>



<b>Home address (continued)</b>	Parents must inform the Admissions Team of any change of address between the time of application and when the child is due to start at the new school. Failure to do this may result in the offer of a place being withdrawn.
<b>Independent Appeals Panel</b>	The group of people who are called together to hear admission appeals. Panel members have no involvement with the school or the County Council.
<b>LA</b>	Local Authority
<b>Looked After Children</b>	A 'looked after child' is a child who is (a) in the care of the local authority, or (b) being provided with accommodation by a local authority in the exercise of their social services function (see definition in section 22(1) of the Children Act 1989) at the time of making an application to a school.
<b>Maintained schools</b>	All schools funded by the County Council (this includes community, foundation, voluntary controlled and voluntary aided schools).
<b>Oversubscription criteria</b>	The priority order by which school places are allocated when a school is oversubscribed, i.e. there are more applicants than places available.
<b>Parent</b>	A person who is either the child's birth or adoptive parent or who has parental responsibility for the child.
<b>Previously Looked After Children</b>	Children who were previously Looked After (as defined above) but ceased to be so by reason of adoption, a special guardianship order or resident order (now known as a Child Arrangement Order) . Evidence must be provided to be considered under this criterion.
<b>Published Admission Number (PAN)</b>	The number of places available in the normal entry year.
<b>Siblings</b>	Children, usually brothers or sisters, aged between 4 and 16, who live together in the same family unit.  Unless otherwise stated, children who are in attached nursery or sixth form provision are not included.
<b>Trust School</b>	A school which is funded by the County Council, but run by its governing body, and has formed links with a charitable organisation (the Trust) formed by partners such as universities, businesses or voluntary organisations.
<b>Voluntary aided school</b>	A school set up and owned by a voluntary body, usually a church body, but largely financed by the County Council.
<b>Voluntary controlled school</b>	A school owned and funded by the County Council but with links to the voluntary body that originally set it up.

## Useful Contact information

### Cambridgeshire Race Equality and Diversity Service (CREDS)

✉ CPDC, Foster Road, Trumpington, Cambridge CB2 9NL

☎ 01223 703882

@ [creds@cambridgeshire.gov.uk](mailto:creds@cambridgeshire.gov.uk)

💻 <https://www.cambridgeshire.gov.uk/residents/children-and-families/schools-&-learning/education-your-rights-and-responsibilities/race-equality-and-diversity/>

### Education Support for Looked After Children (ESLAC)

✉ CPDC, Foster Road, Trumpington, Cambridge CB2 9NL

☎ 01223 699883

@ [eslac@cambridgeshire.gov.uk](mailto:eslac@cambridgeshire.gov.uk)

💻 <https://www.cambridgeshire.gov.uk/residents/children-and-families/children-s-social-care/looked-after-children/>

### Education Welfare Benefits Service

✉ Box OCT 1222, The Octagon, Shire Hall, Castle Hill, Cambridge, CB3 0AP

☎ 01223 703200

@ [ewb.fsm@cambridgeshire.gov.uk](mailto:ewb.fsm@cambridgeshire.gov.uk)

💻 <https://www.cambridgeshire.gov.uk/residents/children-and-families/schools-&-learning/help-with-school-&-learning-costs/free-school-meals/>

### Home to school transport

#### Social & Education Transport Team (SETT)

✉ Box SH1013, Shire Hall, Castle Hill, Cambridge, CB3 0AP

☎ 0345 0455208

@ [edtransport@cambridgeshire.gov.uk](mailto:edtransport@cambridgeshire.gov.uk)

💻 [www.cambridgeshire.gov.uk/education/transport](http://www.cambridgeshire.gov.uk/education/transport)

### Parent Partnership Service

✉ Box SH1212, Shire Hall, Castle Hill, Cambridge, CB3 0AP

CALL (Confidential Advice Line Link)

☎ 01223 699214 - Countywide

@ [pps@cambridgeshire.gov.uk](mailto:pps@cambridgeshire.gov.uk)

💻 [www.cambridgeshire.gov.uk/pps](http://www.cambridgeshire.gov.uk/pps)

### Special Education Needs

#### Statutory Assessment Team (SAT)

✉ Box SCO2209, Scott House, Huntingdon, PE29 3AD

☎ 01480 372600

@ [Start@cambridgeshire.gov.uk](mailto:Start@cambridgeshire.gov.uk)

💻 [http://www.cambridgeshire.gov.uk/info/20136/special\\_educational\\_needs\\_and\\_disabilities\\_local\\_offer](http://www.cambridgeshire.gov.uk/info/20136/special_educational_needs_and_disabilities_local_offer)

# Neighbouring Local Authorities

## Bedford Borough Council

✉ School Admissions Service, Borough Hall, Cauldwell Street, Bedford, MK42 9AP  
☎ 01234 718120 @ [admissions@bedford.gov.uk](mailto:admissions@bedford.gov.uk)  
💻 [www.bedford.gov.uk](http://www.bedford.gov.uk)

## Central Bedfordshire

✉ School Admissions Service, Central Bedfordshire Council, Watling House, High Street North, Dunstable, LU6 1LF  
☎ 0300 300 8037 @ [admissions@centralbedfordshire.gov.uk](mailto:admissions@centralbedfordshire.gov.uk)  
💻 [www.centralbedfordshire.gov.uk/admissions](http://www.centralbedfordshire.gov.uk/admissions)

## Essex County Council

✉ School Admissions, PO Box 4261, Chelmsford, CM1 1GS  
☎ 0345 603 2200 @ [admissions@essex.gov.uk](mailto:admissions@essex.gov.uk)  
💻 [www.essex.gov.uk/admissions](http://www.essex.gov.uk/admissions)

## Hertfordshire County Council

✉ Admissions and Transport Team, Hertfordshire County Council, County Hall CHR102, Peggs Lane, Hertford, SG13 8DF  
☎ 0300 123 4043 @ [hertsdirect@hertscc.gov.uk](mailto:hertsdirect@hertscc.gov.uk)  
💻 [www.hertsdirect.org](http://www.hertsdirect.org)

## Lincolnshire County Council

✉ County Offices, Newland, Lincoln LN11YQ  
☎ 01522 782030  
@ [schooladmissions@lincolnshire.gov.uk](mailto:schooladmissions@lincolnshire.gov.uk)  
💻 [www.lincolnshire.gov.uk/schooladmissions](http://www.lincolnshire.gov.uk/schooladmissions)

## Norfolk County Council

✉ School Admissions, 8th Floor, County Hall, Martineau Lane, Norwich, NR1 2DL.  
☎ 0344 800 8020 @ [admissions@norfolk.gov.uk](mailto:admissions@norfolk.gov.uk)  
💻 [www.norfolk.gov.uk](http://www.norfolk.gov.uk)


## Peterborough City Council

✉ Admissions Team, Bayard Place, Broadway, Peterborough, PE1 1FB  
☎ 01733 864007 @ [admissions@peterborough.gov.uk](mailto:admissions@peterborough.gov.uk)  
💻 [www.peterborough.gov.uk](http://www.peterborough.gov.uk)

## Suffolk County Council

✉ School Admissions Team, Health, Wellbeing and Children's Services, Suffolk County Council, Endeavour House, 8 Russell Road, Ipswich, IP1 2BX  
☎ 0345 600 0981 @ [admissions@suffolk.gov.uk](mailto:admissions@suffolk.gov.uk)  
💻 [www.suffolk.gov.uk/admissionstoschools](http://www.suffolk.gov.uk/admissionstoschools)

This booklet is available in a variety of languages, large-print and Braille. If you require an alternative version please contact the Admissions Team

 0345 045 1370

 [admissions@cambridgeshire.gov.uk](mailto:admissions@cambridgeshire.gov.uk)